



## Agenda

### Longview Citizens' Commission on Salaries of Elected Officials

---

Monday, February 24, 2020

5:00 PM

City Hall

---

**NOTICE IS HEREBY GIVEN, in accordance with RCW Chapter 42.30, that the Longview Citizens' Commission on the Salaries of Elected Officials of the City of Longview, Washington, will conduct a special meeting in the Longview City Hall Training Room, 1525 Broadway, Longview, on Monday, February 24th, at 5:00 p.m. The topics of discussion follow. Final disposition shall be taken on no other matter.**

**The City Hall is accessible for persons with disabilities. Special equipment to assist the hearing impaired is also available. Please contact the City Executive Offices at 360.442.5004 48 hours in advance if you require special accommodations to attend the meeting.**

1. **CALL TO ORDER**
2. **ROLL CALL**
3. **ELECTION OF CHAIR**
4. **APPROVAL OF MINUTES**  
**20-00084 SALARY COMMISSION MINUTES, MARCH 19, 2018**
5. **OPEN PUBLIC MEETINGS ACT TRAINING**
6. **REVIEW CURRENT COUNCIL COMPENSATION**  
**20-00085 REVIEW CURRENT COUNCIL COMPENSATION**
7. **PROVIDE STAFF DIRECTION & SCHEDULE NEXT MEETING**
8. **ADJOURNMENT**



# City of Longview

1525 Broadway  
Longview, WA 98632  
www.ci.longview.wa.us

## Minutes - Final

### Longview Citizens' Commission on Salaries of Elected Officials

Monday, March 19, 2018

5:00 PM

City Hall

**NOTICE IS HEREBY GIVEN, in accordance with RCW Chapter 42.30, that the Longview Citizens' Commission on the Salaries of Elected Officials of the City of Longview, Washington, will conduct a special meeting in the Longview City Hall Council Chamber, 1525 Broadway, Longview, on Monday, March 19, at 5:00 p.m. The topics of discussion follow. Final disposition shall be taken on no other matter.**

**Longview City Hall is accessible for persons with disabilities. Special equipment to assist the hearing impaired is also available. Please contact the City Executive Offices at 360.442.5004 at least forty-eight (48) hours in advance if you require special accommodations to attend the meeting.**

1. **CALL TO ORDER**

*Chairman Jeff Wilson called the meeting to order at 5:00 p.m. The flag salute was recited.*

2. **ROLL CALL**

**Present:** 6 - Jeff Wilson, Dianne Quast, Nicholas Higgins, Robert Patterson, George Brajcich and Keith Larson

**Absent:** 1 - Duane Dalgleish

### **STAFF PRESENT**

*City Attorney Jim McNamara & City Clerk Kaylee Cody were present.*

3. **APPROVAL OF MINUTES**

[18-5326](#)

### **FEBRUARY 13, 2018 SALARY COMMISSION MEETING MINUTES**

**Attachments:** [2.13.2018 Salary Commission Minutes for Approval](#)

*Keith Larson requested that the minutes be corrected to reflect that the motion was to increase the salaries by \$25 a month. There was no objection to the correction.*

**A motion was made by George Brajcich, seconded by Robert Patterson, to approve the February 13, 2018 minutes, as corrected. The motion passed unanimously.**

4. **PUBLIC HEARING**

[18-5327](#)

**PROPOSED SALARY SCHEDULE FOR LONGVIEW CITY COUNCIL**

**SUMMARY STATEMENT:**

Chapter 2.02 of the Longview Municipal Code states that the purpose and duties of the Longview Citizens' Commission on Salaries of Elected Officials shall be to meet no less often than once during each even-numbered year, prior to the first day of June of such year, to study the relationship of salaries to the duties of the mayor, mayor pro-tem & council members, and fix the salaries for each respective position.

On February 13, 2018, the salary commission met to discuss the roles & responsibilities of the mayor, mayor pro-tem & council members, and to evaluate the salaries for these positions in comparably sized cities in the state of Washington. The 2017 Association of Washington Cities salary survey is attached for reference. The current salary schedule (\$1,500 for mayor, \$950.00 for mayor pro-tem & \$900.00 for council members) was adopted by the salary commission in 2016.

At their meeting on February 13, 2018, the salary commission voted to propose the following salary schedule:

As of May 1, 2018 - April 30, 2019 (based on an official filing date of March 31, 2018):

Mayor: \$1,500.00  
Mayor pro-tem: \$975.00  
Council member: \$925.00

As of May 1, 2019 (based on an official filing date of March 31, 2018):

Mayor: \$1,500.00  
Mayor pro-tem: \$1000.00  
Council member: \$950.00

Not less than thirty days prior to the filing of any proposed salary schedule with the city clerk, the commission shall conduct a public hearing thereon. At the conclusion of said public hearing, the commission shall adopt the proposed salary schedule together with any amendments thereto or changes therein as determined by the commission.

**RECOMMENDED ACTION:**

Hold public hearing and consider adoption of Resolution 2018-001 (increasing the salaries of the mayor pro-tem & council members).

**Attachments:**     [2017 AWC Salary Survey- MayorCouncilOnly](#)  
                                 [Final-Resolution 2018-001 - Salary Commission](#)

*Chairman Jeff Wilson opened the public hearing at 5:03 p.m. There being no one wishing to speak, Chairman Wilson closed the public hearing at 5:04 p.m.*

**A motion was made by Keith Larson, seconded by Robert Patterson, to adopt the resolution increasing the salaries of the mayor pro tem & council members.**

**The motion carried by the following vote:**

**Ayes:** 4 - Nicholas Higgins, Robert Patterson, George Brajcich and Keith Larson

**Nays:** 2 - Jeff Wilson and Dianne Quast

**5. ADJOURNMENT**

*The meeting adjourned at 5:12 p.m. The next meeting of the salary commission will be scheduled for early 2020.*



# City of Longview

## Agenda Summary

### REVIEW CURRENT COUNCIL COMPENSATION

Attached:

- Res 2018-01 - 3.19.18 (most recent resolution establishing Council salaries)
- 2019 AWC Salary Survey for comparison
- Western Consumer Price Index Card (Western Region Size Class B figure used by City of Longview Human Resources to determine annual staff salary cost-of-living adjustments)

The percentage increase amounts for each employee group are as follows:

- PTA 2020 – 2.5%
- Police Guild 2020 – 3.0%
- Police Support Guild 2020 – 2.5%
- EBA 2020 – 2.5%
- ATU 2020 – 2.5%
- IAFF 3375 – not finalized for 2020
- IAFF 828 – not finalized for 2020
- ATU – 2.25%
- Police Guild – 3.00%
- Police Support Guild – 2.00%

The rest of the contracts are yet to be negotiated and Council will provide rates for PTA in September/October 2020.

The Social Security increase for 2020 was 1.6%.

### Attachments:

1. Res 2018-01 - 3.19.18
2. 2019 AWC Salary Survey - MayorCouncilOnly
3. Western Consumer Price Index Card

---

A RESOLUTION OF THE CITIZENS' COMMISSION ON SALARIES FOR ELECTED OFFICIALS INCREASING THE SALARIES OF THE MAYOR PRO-TEM AND CITY COUNCILMEMBERS

---

WHEREAS, Chapter 2.02 of the Longview Municipal Code creates a commission known as the Longview Citizens' Commission on Salaries for Elected Officials ; and

WHEREAS, the purpose and duties of the commission shall be to meet not less often than once during each even-numbered year, prior to the first day of June of such year, to study the relationship of salaries to the duties of members of the Longview city council and the mayor of the city of Longview, and fix the salaries for each respective position; and


WHEREAS, the Commission conducted a meeting on February 13, 2018, at which it considered the duties and responsibilities of the mayor, mayor pro-tem and councilmembers, as well as the salaries of elected officials of other similarly sized cities in Washington; and

WHEREAS, on March 19, 2018 the Commission conducted a public hearing on proposed salary increases, following which the Commission voted to approve said increases.

NOW, THEREFORE, BE IT RESOLVED by the Citizens' Commission on Salaries for Elected Officials as follows:

Section 1. The salaries of the Mayor, Mayor Pro-Tem and Councilmembers of the City of Longview, shall be as set forth in Exhibit A, attached to this Resolution and by this reference made a part thereof, and shall be effective 30 days after the official filing date.

PASSED by the Citizens' Commission on Salaries for Elected Officials of Longview, Washington, and approved by its Chairman this 19<sup>th</sup> day of March, 2018.

Chairman

ATTEST:


City Clerk

EXHIBIT A

Salaries of the Mayor, Mayor Pro-Tem and Councilmembers of the City of Longview

As of May 1, 2018 – April 30, 2019:

Mayor	\$1500.00/month
Mayor Pro-Tem	\$975.00/month
Councilmembers	\$925.00/month

As of May 1, 2019:

Mayor	\$1500.00/month
Mayor Pro-Tem	\$1000.00/month
Councilmembers	\$950.00/month



## 2019 Salary data – Cities & towns

Job code: 100 and 110

### Job title: Mayor and Councilmember

NOTE: The amount of compensation shown is set by ordinance. Some councilmembers may be given a lesser amount for their current terms of service.

Jurisdiction	Mayor's compensation	Councilmembers' compensation
<b>Cities 50,000 and over</b>		
Auburn (80,615)	\$13,081/month	\$1,714/month
Bellevue (142,400)	\$2,829/month	\$2,394/month
Burien (51,850)	\$750/month, plus \$600/month VEBA	\$600/month, plus \$600/month VEBA
Everett (111,200)	\$15,739/month	\$2,433/month
Federal Way (97,440)	\$11,468/month	\$1,208/month
Kennewick (81,850)	\$1,400/month	\$1,200/month
Kirkland (87,240)	\$1,577/month	\$1,238/month
Lacey (50,170)	\$1,750/month	\$1,525/month
Lakewood (59,350)	\$1,400/month	\$1,200/month
Marysville (67,040)	\$11,558/month	\$1,232/month (Council President: \$1,386/month)
Olympia (52,490)	\$2,086/month	\$1,739/month
Pasco (73,590)	\$1,450/month	\$1,115/month
Redmond (64,050)	\$11,417/month	\$1,554/month
Renton (104,100)	\$14,445/month	\$1,250/month
Seattle (730,400)	\$16,713/month	\$10,807/month
Shoreline (55,730)	\$1,354/month	\$1,083/month
Spokane (220,100)	\$14,000/month	\$3,758/month
Spokane Valley (95,810)	\$1,775/month	\$1,415/month
Tacoma (209,100)	\$8,333/month	\$3,749/month
Vancouver (183,500)	\$2,488/month	\$1,947/month
Yakima (94,190)	\$1,375/month	\$1,075/month
<b>Cities 30,000 to 49,999</b>		
Bothell (45,260)	\$1,450/month	\$1,250/month
Bremerton (41,500)	\$8,917/month	\$1,084/month
Des Moines (31,140)	\$350/meeting attended; maximum of 40 meetings/year (\$14,000)	\$250/meeting attended; maximum 40 meetings/year (\$10,000)
Edmonds (41,820)	\$10,495/month	\$1,250 per month base pay + 727.92/monthly cafeteria benefit toward health insurance
Issaquah (37,110)	\$10,104/month	\$1,250 – \$1,450/month
Lake Stevens (32,570)	\$2,200/month	\$500/month, plus \$75/meeting up to a maximum of four meetings
Longview (37,710)	\$1,500/month	\$950/month
Mount Vernon (35,180)	\$8,788/month	\$1,200/month
Pullman (33,730)	\$1,417/month	\$550/month
Puyallup (41,100)	\$1,367/month	\$1,170/month
University Place (32,820)	\$1,688/month	\$1,408/month
Walla Walla (34,000)	\$500/month	\$400/month
Wenatchee (34,530)	\$8,500/month	\$665/month

Jurisdiction	Mayor's compensation	Councilmembers' compensation
<b>Cities 15,000 to 29,999</b>		
Aberdeen (16,760)	\$1,091/month	\$413/month
Anacortes (16,990)	\$8,891/month	\$1,200/month
Bainbridge Island (24,320)	\$1,250/month	\$1,000/month
Battle Ground (20,890)	\$750/month	\$600/month
Bonney Lake (20,940)	\$2,100/month	\$850/month
Camas (23,770)	\$2,392/month	\$816/month
Centralia (17,060)	\$400/month	\$200/month
Covington (20,080)	Stipend	Stipend
Ellensburg (19,660)	\$500/month	\$250/month
Kenmore (22,920)	\$955/month	\$849/month
Maple Valley (25,280)	\$930/month	\$730/month
Mercer Island (24,270)	\$400/month	\$200/month
Mill Creek (20,470)	\$700/month	\$500/month
Monroe (18,860)	\$3,600/month	\$800/month
Mountlake Terrace (21,560)	\$1,000/month	\$800/month
Mukilteo (21,320)	\$5,900/month	\$500/month
Oak Harbor (22,780)	\$4,491/month	\$643/month
Port Angeles (19,370)	\$600/month	\$550/month
Sunnyside (16,850)	\$600/month	\$400/month
Tukwila (19,800)	\$9,249/month	\$1,250/month
Tumwater (23,830)	\$1,660/month	\$778/month
Washougal (16,020)	\$720/month	\$575/month
West Richland (15,320)	\$5,000/month	\$550/month
<b>Cities 7,500 to 14,999</b>		
Airway Heights (9,085)	\$1,200/month	\$500/month
Chehalis (7,515)	\$150/month	\$100/month
Cheney (12,200)	\$1,500/month	\$450/month
College Place (9,590)	\$1,500/month	\$375/month
DuPont (9,385)	\$2,100/month	\$600/month
Duvall (7,655)	\$2,000/month	\$500/month
Edgewood (10,990)	\$5,240/month	\$525/month
Enumclaw (11,660)	\$1,000/month	\$325/month
Ephrata (8,130)	\$500/month	\$200/month
Ferndale (13,640)	\$1,781/month	\$600/month
Fife (10,100)	\$800/month	\$650/month
Gig Harbor (10,320)	\$1,830/month	\$700/month
Hoquiam (8,560)	\$840/month	\$260/month
Kelso (12,080)	\$900/month	\$400/month


Jurisdiction	Mayor's compensation	Councilmembers' compensation
Lake Forest Park (13,090)	\$3,000/month	\$600/month
Liberty Lake (10,390)	\$1,250/month	\$400/month
Lynden (14,160)	\$2,732/month	\$656/month
Milton (7,900)	\$1,500/month	\$400/month
Newcastle (12,410)	\$600/month	\$500/month
Orting (8,105)	\$1,000/month	\$300/month
Othello (8,270)	\$11,667/month	\$350/month
Port Orchard (14,160)	\$6,951/month	\$500/meeting
Port Townsend (9,545)	\$750/month	\$500/month
Poulsbo (10,850)	\$8,198/month	\$750/month
Quincy (7,510)	\$1,300/month	\$550/month
Ridgefield (7,705)	\$1,000/month	\$500/month
Sedro-Woolley (11,350)	\$2,358/month	\$500/month
Selah (7,820)	\$620/month	\$325/month
Shelton (10,140)	\$500/month	\$500/month new councilmembers; Existing \$1,300/month, \$70/meeting, maximum \$25,400/year until term ends
Snohomish (10,150)	\$1,500/month	\$513/month
Snoqualmie (13,450)	\$2,500/month	\$500/month
Sumner (10,030)	\$1,800/month	\$750/month
Toppenish (9,090)	\$450/month	\$400/month
Woodinville (11,830)	\$700/month	\$600/month
Yelm (9,030)	\$2,500/month	\$600/month
<b>Cities 2,500 to 7,499</b>		
Algona (3,180)	\$2,000/month	\$300/month
Benton City (3,405)	\$800/month	\$75/meeting
Blaine (5,315)	\$250/meeting, maximum \$500/month	\$150/meeting, maximum \$300/month
Buckley (4,765)	\$500/month	\$250/month
Cashmere (3,095)	\$1,500/month	\$100/month
Chelan (4,210)	\$1,619/month plus \$25/meeting up to 3 meetings/month	\$400/month plus \$50/meeting up to 3 meetings/month
Chewelah (2,670)	\$658/month	\$100/month
Clarkston (7,205)	\$600/month	\$250/month
Clyde Hill (3,045)	\$100/month, \$100/meeting	\$50/meeting
Colfax (2,820)	\$600/month	\$75/meeting
Colville (4,745)	\$1,000/month	\$50/meeting
Connell (5,460)	\$600/month	\$175/month
Dayton (2,560)	\$1,000/month	\$150/month
Deer Park (4,240)	\$1,000/month	\$200/month
Eatonville (2,955)	\$1,402/month	\$75/meeting
Elma (3,360)	\$600/month	\$350/month
Everson (2,730)	\$500/month plus medical/dental/vision for full family	\$150/month

Jurisdiction	Mayor's compensation	Councilmembers' compensation
Fircrest (6,710)	\$147.75/month base; \$150/meeting; \$50/special meeting	\$147.75/month base; \$100/meeting; \$50/special meeting
Goldendale (3,530)	\$1,000/month	\$50/meeting, maximum \$100/month
Granger (3,945)	\$650/month	\$40/meeting, no maximum
Granite Falls (3,615)	\$100/month	\$100/month
Kalama (2,750)	\$700/month	\$100/meeting, \$200/month maximum
La Center (3,320)	\$525/month plus \$50/meeting	\$175/month plus \$50/meeting
Mattawa (4,900)	\$1,000/month	\$62.50/meeting
Medical Lake (4,990)	\$1,000/month	\$250/month
Medina (3,245)	No compensation	No compensation
Montesano (4,155)	\$550/month	\$200/month
Moxee (4,020)	\$600/month	\$250/month
Normandy Park (6,595)	No compensation	No compensation
North Bend (6,825)	\$3,000/month + \$50/local meetings, \$75/regional meetings (up to 10/month)	\$500/month + \$50/local meetings, \$75/regional meetings (up to 6/month)
Ocean Shores (6,220)	\$4,000/month	
Okanogan (2,620)	\$750/month	\$125/month
Omak (4,935)	\$1,300/month	\$400/month
Pacific (6,915)	\$750/month	\$200/month
Prosser (6,125)	\$8,400/year	\$310/month
Raymond (2,885)	\$371/month	\$247/month
Sequim (7,460)	\$410/month	\$250/month
Stanwood (6,835)	\$1,400/month	\$375/month
Steilacoom (6,425)	\$750/month	\$300/month
Sultan (5,050)	\$1,500/month plus \$100 for extra meeting/maximum of \$2,000/month	\$300/month plus \$50 for extra meetings/max of \$500/month
Union Gap (6,235)	\$600/month	\$600/month
Warden (2,745)	\$500/month	\$50/meeting
White Salmon (2,505)	\$655/month	\$63/meeting not to exceed \$166/month
Woodland (6,205)	\$1,000/month	\$150/month, \$50/council meeting (4 max), \$25/membership meeting (2 max)
Zillah (3,165)	\$1,000/month	\$60/meeting
<b>Cities 1,500 to 2,499</b>		
Brewster (2,405)	\$1,350/month	\$225/month
Bridgeport (2,480)	\$1,200/month	\$40/meeting
Carnation (2,155)	\$400/month	\$200/month
Castle Rock (2,200)	\$400/month	\$100/month
Cle Elum (1,875)	\$3000/month	\$250/month
Cosmopolis (1,665)	\$500/month	\$150/month
Coupeville (1,905)	\$6,000/month	No compensation
Friday Harbor (2,345)	\$1,100/month	\$400/month plus \$50/meeting with max 3 meetings/month
Gold Bar (2,175)	\$330/month	\$100/month
Kettle Falls (1,640)	\$600/month	\$50/meeting plus \$10/council committee meeting

Jurisdiction	Mayor's compensation	Councilmembers' compensation
Kitittias (1,515)	\$500/month	\$50/month
Leavenworth (2,030)	\$1,500/month	\$500/month
McCleary (1,760)	\$300/month	\$100/month
Millwood (1,790)	\$600/month	\$40/meeting
Newport (2,170)	\$641/month	\$77/meeting
Oroville (1,705)	\$675/month	\$113/meeting, \$225/month maximum
Rainier (2,020)	\$450/month	\$200/month
Ritzville (1,660)	\$600/month	\$75/meeting
Royal City (2,275)	\$600/month	\$60/meeting
Soap Lake (1,575)	\$600/month	\$70/month
South Bend (1,625)	\$800/month	\$120/month
Stevenson (1,575)	\$600/month	\$150/meeting
Tenino (1,785)	\$1,000/month	\$50/month plus \$50/meeting, maximum 2 meetings/month
Westport (2,120)	\$936/month	\$475/month
Yacolt (1,780)	\$500/month	\$70-\$105/month
<b>Cities 500 to 1,499</b>		
Albion (550)	\$100	No compensation
Asotin (1,275)	\$175/meeting, maximum \$350/month	\$113/meeting \$225/Month
Carbonado (665)	\$25/regular meeting, \$10 additional meeting	\$15/regular meeting, \$7.50/additional meeting
Concrete (740)	\$1,200/month	\$35/meeting
Coulee City (570)	\$200/month	\$10/meeting, maximum \$20/month
Coulee Dam (1,100)	\$250/month	\$50/month
Darrington (1,400)	\$1,000/ month	
Electric City (1,030)	\$250/month	No compensation
Entiat (1,205)	\$2,042/month	\$100/meeting up to two meetings/month
Fairfield (620)	\$400/month, maximum \$4,800	\$50/meeting, maximum of \$1,200/year
George (720)	\$300/month	No compensation
Grand Coulee (1,055)	\$400/month	\$40/meeting
Harrah (670)	\$500/month	No compensation
Ilwaco (965)	\$500/month	\$200/month
La Conner (940)	No compensation	\$150/month
Langley (1,175)	\$4,583/month	\$50/month
Lind (550)	\$350/month	\$30/meeting or \$60/month
Long Beach (1,445)	\$700/month	\$300/month
Mossyrock (760)	\$200/Month	\$20/meeting
Naches (960)	\$1,020/month	\$50/meeting attended
Oakville (690)	\$124.76/month	\$62.35/month
Odessa (905)	\$400/month	\$60/month
Palouse (1,060)	\$250/month	\$60/month

Jurisdiction	Mayor's compensation	Councilmembers' compensation
Pateros (585)	\$1,000/month	\$75/month
Pe Ell (650)	\$300/month	\$50/month
Pomeroy (1,395)	\$300/month	\$125/month
Republic (1,100)	\$1,050/month	
Rock Island (1,040)	\$2,000/month	
Rosalia (560)	\$600/month	\$200/month
Roy (815)	\$800/month	\$25/meeting, maximum 2 meetings/month
South Cle Elum (530)	\$185/month	\$125/month
St. John (505)	No compensation	No compensation
Tekoa (770)	\$100/month	\$40/month
Tieton (1,305)	\$1,000/month	\$50/meeting
Toledo (720)	\$50/meeting, maximum \$100/month	\$25/meeting, maximum \$50/month
Tonasket (1,110)	\$650/month	\$75/meeting, maximum \$225/month
Twisp (975)	\$2,500/month	\$30/regular meeting, \$20/special, capped at \$100/month
Vader (610)	No compensation	No compensation
Waitsburg (1,230)	\$100/month	\$10/meeting, maximum 2 meetings/month
Waterville (1,175)	\$800/month	\$35-\$50/meeting
Wilbur (890)	\$550/month	\$30/meeting
Winlock (1,340)	\$350/month	\$50/meeting
Woodway (1,340)	No compensation	No compensation
Yarrow Point (1,065)	\$2,750/month	
<b>Cities under 500</b>		
Almira (275)	\$100/month	\$25/meeting
Cathlamet (490)	\$250/month	\$50/month
Colton (440)	\$2,000/year	\$750/year
Conconully (235)	\$100/month	No compensation
Endicott (295)	\$50/meeting	\$15/meeting
Farmington (155)	No compensation	No compensation
Hamilton (300)	\$700/month	\$75/month
Harrington (415)	\$600/month	No compensation
Hartline (155)	\$40/meeting	\$40/meeting
Hatton (110)	\$100/month	\$20/meeting
Ione (445)	\$47.25/meeting, two meetings/month	\$47.25/meeting, two meetings/month
LaCrosse (310)	\$100/month	\$20/meeting
Lamont (80)	No compensation	No compensation
Latah (195)	\$100/month	\$35/meeting
Lyman (455)	\$100/meeting	\$25/meeting
Marcus (175)	\$100/month	\$50/meeting
Metaline (170)	\$50/meeting	\$20/meeting

Jurisdiction	Mayor's compensation	Councilmembers' compensation
Metaline Falls (240)	\$75/meeting	\$25/meeting
Nespelem (245)	No compensation	No compensation
Northport (295)	\$120/Month	\$5/month
Oakesdale (425)	\$525/quarter	\$180/quarter
Riverside (285)	No compensation	No compensation
Rockford (480)	\$40/meeting	\$20/meeting
Spangle (275)	\$50/meeting	\$25/meeting
Sprague (440)	\$200/month	\$75/month
Springdale (315)	No compensation	No compensation
Washtucna (210)	\$300/month	\$240/year
Waverly (125)	\$780/year	\$450/year
Wilkeson (490)	\$50/meeting	\$25/ meeting
Wilson Creek (210)	\$150/month	\$25/month
Winthrop (465)	\$1,500/month	\$65/meeting, \$65/special meeting, maximum \$260/month



## Western Consumer Price Index Card

- [Monthly and Bimonthly Indexes](#)
- [1-Page PDF Version of Pacific Cities Card](#) the PDF is preferred for printing (note that the tables below are updated several hours before the PDF version).

### Monthly and Bimonthly Indexes

#### Consumer Price Index for All Urban Consumers (CPI-U): Selected areas, all items index, not seasonally adjusted (1982-84=100 unless otherwise noted)

Area (Links provide news releases)	Back data	Sep 2019	Oct 2019	Nov 2019	Dec 2019	Percent change to Dec 2019 from			Percent change to Nov 2019 from		
						Dec 2018	Oct 2019	Nov 2019	Nov 2018	Sep 2019	Oct 2019
<b>U.S. City Average</b>		256.759	257.346	257.208	256.974	2.3	-0.1	-0.1	2.1	0.2	-0.1
<b>West region<sup>(1)</sup></b>		272.102	273.524	273.128	272.584	2.8	-0.3	-0.2	2.8	0.4	-0.1
West - Size Class A (over 2.5 million)		281.350	282.713	282.189	281.143	2.8	-0.6	-0.4	3.1	0.3	-0.2
West - Size Class B/C (2.5 million or less) <sup>(2)</sup>		157.738	158.635	158.482	158.496	2.8	-0.1	0.0	2.5	0.5	-0.1
Mountain <sup>(3)</sup>		105.822	106.417	106.361	106.399	3.3	0.0	0.0	3.2	0.5	-0.1
Pacific <sup>(3)</sup>		105.701	106.238	106.048	105.744	2.6	-0.5	-0.3	2.7	0.3	-0.2
<b>Metropolitan areas published monthly</b>											
<b>Los Angeles-Long Beach-Anaheim, CA</b>		276.054	278.075	277.239	275.553	3.0	-0.9	-0.6	3.2	0.4	-0.3
<b>Metropolitan areas published in January, March, May, July, September, and November</b>											
<b>Phoenix-Mesa-Scottsdale, AZ<sup>(4)</sup></b>			145.833		144.910	3.4	-0.6				
<b>San Francisco-Oakland-Hayward, CA</b>			298.443		297.007	2.5	-0.5				
<b>Seattle-Tacoma-Bellevue, WA</b>			278.682		279.421	2.2	0.3				
<b>Urban Alaska</b>			227.552		226.527	0.0	-0.5				
<b>Metropolitan areas published in February, April, June, August, October, and December</b>											
<b>Riverside-San Bernardino-Ontario, CA<sup>(3)</sup></b>		106.412		106.573					2.9	0.2	
<b>San Diego-Carlsbad, CA</b>		301.033		301.520					2.6	0.2	
<b>Urban Hawaii</b>		282.106		282.248					0.9	0.1	

**Footnotes**  
 (1) The West region includes the Mountain and Pacific divisions.  
 The Mountain division includes Arizona, Colorado, Idaho, Montana, Nevada, New Mexico, Utah, and Wyoming.  
 The Pacific division includes Alaska, California, Hawaii, Oregon, and Washington.  
 (2) December 1996=100.  
 (3) December 2017=100.  
 (4) December 2001=100.

Source: [Consumer Price Index](#)  
 The Consumer Price Index (CPI) measures changes in prices of all goods and services purchased for consumption by urban households.

Schedule of [Upcoming Releases for the Consumer Price Index](#)

#### Consumer Price Index for Urban Wage Earners and Clerical Workers (CPI-W): Selected areas, all items index, not seasonally adjusted (1982-84=100 unless otherwise noted)

Area (Links provide news releases)	Back data	Sep 2019	Oct 2019	Nov 2019	Dec 2019	Percent change to Dec 2019 from			Percent change to Nov 2019 from		
						Dec 2018	Oct 2019	Nov 2019	Nov 2018	Sep 2019	Oct 2019
<b>U.S. City Average</b>		250.251	250.894	250.644	250.452	2.3	-0.2	-0.1	1.9	0.2	-0.1
<b>West region<sup>(1)</sup></b>		263.328	265.185	264.619	263.892	2.7	-0.5	-0.3	2.7	0.5	-0.2
West - Size Class A (over 2.5 million)		270.931	273.177	272.230	270.945	2.9	-0.8	-0.5	3.1	0.5	-0.3
West - Size Class B/C (2.5 million or less) <sup>(2)</sup>		157.260	158.185	158.047	157.908	2.6	-0.2	-0.1	2.3	0.5	-0.1
Mountain <sup>(3)</sup>		105.885	106.569	106.516	106.438	3.1	-0.1	-0.1	3.0	0.6	0.0
Pacific <sup>(3)</sup>		105.669	106.439	106.142	105.765	2.6	-0.6	-0.4	2.6	0.4	-0.3
<b>Metropolitan areas published monthly</b>											
<b>Los Angeles-Long Beach-Anaheim, CA</b>		266.517	269.314	268.041	266.274	3.2	-1.1	-0.7	3.5	0.6	-0.5
<b>Metropolitan areas published in January, March, May, July, September, and November</b>											
<b>Phoenix-Mesa-Scottsdale, AZ<sup>(4)</sup></b>			144.494		143.285	3.7	-0.8				
<b>San Francisco-Oakland-Hayward, CA</b>			291.707		289.456	2.2	-0.8				
<b>Seattle-Tacoma-Bellevue, WA</b>			274.358		274.954	2.0	0.2				
<b>Urban Alaska</b>			225.143		224.251	0.1	-0.4				
<b>Metropolitan areas published in February, April, June, August, October, and December</b>											
<b>Riverside-San Bernardino-Ontario, CA<sup>(3)</sup></b>		106.473		106.824					3.0	0.3	

**Footnotes**  
 (1) The West region includes the Mountain and Pacific divisions.  
 The Mountain division includes Arizona, Colorado, Idaho, Montana, Nevada, New Mexico, Utah, and Wyoming.  
 The Pacific division includes Alaska, California, Hawaii, Oregon, and Washington.  
 (2) December 1996=100.  
 (3) December 2017=100.  
 (4) December 2001=100.

Source: [Consumer Price Index](#)  
 The Consumer Price Index (CPI) measures changes in prices of all goods and services purchased for consumption by urban households.

Area (Links provide news releases)	Back data	Sep 2019	Oct 2019	Nov 2019	Dec 2019	Percent change to Dec 2019 from			Percent change to Nov 2019 from		
						Dec 2018	Oct 2019	Nov 2019	Nov 2018	Sep 2019	Oct 2019
<a href="#">San Diego-Carlsbad, CA</a>		284.107		284.856					2.3	0.3	
<a href="#">Urban Hawaii</a>		278.876		279.140					1.1	0.1	

**Footnotes**  
(1) The West region includes the Mountain and Pacific divisions.  
The Mountain division includes Arizona, Colorado, Idaho, Montana, Nevada, New Mexico, Utah, and Wyoming.  
The Pacific division includes Alaska, California, Hawaii, Oregon, and Washington.  
(2) December 1996=100.  
(3) December 2017=100.  
(4) December 2001=100.

Source: [Consumer Price Index](#)  
The Consumer Price Index (CPI) measures changes in prices of all goods and services purchased for consumption by urban households.

Schedule of [Upcoming Releases for the Consumer Price Index](#)

**U.S. Bureau of Labor Statistics**

Western Information Office  
Attn: EA & I, 90 Seventh Street  
Suite 14-100  
San Francisco, CA 94103-6715

Telephone: 1-415-625-2270  
[www.bls.gov/regions/west](http://www.bls.gov/regions/west)

[Contact Western Region](#)

- [Home](#)
- [Subjects](#)
- [Data Tools](#)
- [Publications](#)
- [Economic Releases](#)
- [Students](#)
- [Beta](#)



**U.S. BUREAU OF LABOR STATISTICS**

Western Information Office  
Attn: EA & I, 90 Seventh Street  
Suite 14-100  
San Francisco, CA 94103-6715  
Telephone: 1-415-625-2270  
[www.bls.gov/regions/west](http://www.bls.gov/regions/west)  
[Contact Western Region](#)

**INFO**

- [What's New](#)
- [FAQs](#)
- [A-Z](#)
- [Glossary](#)
- [About BLS](#)
- [Careers @ BLS](#)
- [Find It! DOL](#)
- [Join our Mailing Lists](#)

**RESOURCES**

- [Inspector General \(OIG\)](#)
- [Budget and Performance](#)
- [No Fear Act](#)
- [USA.gov](#)

**ABOUT THIS SITE**

- [Sitemap](#)
- [Freedom of Information Act](#)
- [Privacy & Security Statement](#)
- [Disclaimers](#)
- [Linking & Copyright Info](#)
- [Important Website Notices](#)
- [Help & Tutorials](#)

Connect With BLS

