



Agenda

Cowlitz Transit Authority

*Lisa Alexander (Chair), MaryAlice Wallis (Co-Chair), Kennan Harvey,
Erik Halvorson, Anthony Harris (Nonvoting), Steven Ferrell, Spencer Boudreau (Alternate),
Mike Karnofski (Alternate), Richard Dahl (Alternate)*

Wednesday, July 9, 2025	4:00 PM	Hybrid Meeting Longview Council Chambers 1525 Broadway St, Longview
--------------------------------	----------------	--

NOTICE IS HEREBY GIVEN, in accordance with RCW Chapter 42.30, the Cowlitz Transit Authority will conduct a **Regular Board Meeting** on **Wednesday, July 9, 2025, at 4:00 p.m.** in the Longview City Hall Council Chamber, 1525 Broadway St, Longview, WA. This meeting is also available by Zoom.

AND,

NOTICE IS HEREBY GIVEN, in accordance with RCW Chapter 42.30, the Cowlitz Transit Authority will conduct a **Public Hearing** on **Wednesday, July 9, 2025, at 4:00 p.m.** in the Longview City Hall Council Chamber, 1525 Broadway St, Longview, WA. This meeting is also available by Zoom.

The purpose of the hearing is to receive any comments concerning the adoption of the Transit Development Plan 2025-2030 and 2024 Annual Report for RiverCities Transit.

Agendas are made available the Friday before the meeting at www.mylongview.com under “Agendas & Minutes.”

Zoom meeting link: <https://us02web.zoom.us/j/89844443333>

Telephone options (dial any of the following numbers):

1 253 215 8782

1 408 638 0968

1 669 900 6833

1 346 248 7799

1 312 626 6799

1 646 876 9923

1 301 715 8592

Webinar ID: 898 4444 3333

Longview City Hall is accessible for persons with disabilities. Special equipment to assist the hearing impaired is also available. Please contact the Board Clerk’s Office at (360) 442-5664 at least forty-eight (48) hours in advance if you require special accommodations to attend the meeting.

Written comments may be submitted up to forty-eight (48) hours in advance via email at customerservice@rctransit.org.

Next meeting

Wednesday, August 13, 2025

4:00 p.m. – Regular Board Meeting

1. **CALL TO ORDER**
2. **FLAG SALUTE**
3. **ROLL CALL**
4. **PUBLIC COMMENTS**
5. **CONSIDERATION OF MINUTES FOR JUNE 11, 2025 MEETING**
25-00639 2025 06 11 CTA Board Minutes
6. **CONSENT CALENDAR**
25-00587 2025 May CTA Treasurer's Report
25-00588 2025 May CTA Fund Balance Report
25-00589 Invoice #2025-08 - City of Longview \$521,128.00
25-00640 Invoice #E69B1C00-0008 - The Daily News \$376.33
7. **REPORTS**
25-00590 2025 Annual Fixed Route Ridership
25-00591 2025 June Daily Fixed Route Ridership
25-00592 2025 June Daily Fixed Route Ridership by Hour
25-00593 2025 June Fixed Route Average Passengers per Trip
25-00594 2025 June LIFT Monthly Ridership
25-00595 Five Year Ridership Graph
25-00596 PTBA Sales Tax Data 2025 vs. 2024
8. **AGENDA SUMMARY - AUTHORIZATION TO SIGN TRANSIT AGENCY SALES TAX COLLECTION CERTIFICATION FORM**
25-00644 **SUMMARY OF STATEMENT:**
ESSB 5161, passed by the Washington Legislature and signed by Governor Ferguson, carried with it a requirement that each transit agency receiving any state transit grant certify that the agency will not delay, divert, supplant, or suspend the collection of approved local sales and use taxes for the purpose of public transportation during the 2025-2027 fiscal biennium.

RECOMMENDED ACTION:
Motion to authorize the Chair to sign the Transit Agency Sales Tax Collection Certification Form.

ATTACHMENT:
Attachment 1 – Excerpt from ESSB 5161

9. **AGENDA SUMMARY - PUBLIC HEARING ON 2025-2030 TRANSIT DEVELOPMENT PLAN AND 2024 ANNUAL REPORT**

25-00645 SUMMARY STATEMENT:

The Transit Development Plan (TDP) is drafted by RiverCities Staff and approved by the Cowlitz Transit Authority annually. It serves to fulfill both RCW's 35.58.2795 and 35.58.2796 which requires the creation of a Public Transportation System Six-Year Transit Plan and Annual Report, respectively.

RECOMMENDED ACTION:

Hold public hearing to review the 2025-2030 Transit Development Plan and 2024 Annual Report.

THEN:

Motion to approve the RiverCities Transit 2025-2030 Transit Development Plan and 2024 Annual Report.

10. **MANAGER'S REPORT**

11. **MISCELLANEOUS**

12. **ADJOURNMENT**



Minutes

Agenda

Cowlitz Transit Authority

*Lisa Alexander (Chair), MaryAlice Wallis (Co-Chair), Kennan Harvey,
Erik Halvorson, Anthony Harris (Nonvoting), Steven Ferrell, Spencer Boudreau (Alternate),
Mike Karnofski (Alternate), Richard Dahl (Alternate)*

Wednesday, June 11, 2025

4:00 PM

Hybrid Meeting
Longview Council Chambers
1525 Broadway St, Longview

NOTICE IS HEREBY GIVEN, in accordance with RCW Chapter 42.30, the Cowlitz Transit Authority will conduct a Regular Board Meeting on Wednesday, June 11, 2025, at 4:00 p.m. in the Longview City Hall Council Chamber, 1525 Broadway St, Longview, WA. This meeting is also available by Zoom.

Agendas are made available the Friday before the meeting at www.mylongview.com under “Agendas & Minutes.”

Zoom meeting link: <https://us02web.zoom.us/j/89844443333>

Telephone options (dial any of the following numbers):

- 1 253 215 8782
- 1 408 638 0968
- 1 669 900 6833
- 1 346 248 7799
- 1 312 626 6799
- 1 646 876 9923
- 1 301 715 8592

Webinar ID: 898 4444 3333

Longview City Hall is accessible for persons with disabilities. Special equipment to assist the hearing impaired is also available. Please contact the Board Clerk’s Office at (360) 442-5664 at least forty-eight (48) hours in advance if you require special accommodations to attend the meeting.

Written comments may be submitted up to forty-eight (48) hours in advance via email at customerservice@rctransit.org.

Next meeting

**Wednesday, July 9, 2024
4:00 p.m. – Regular Board Meeting**

1. CALL TO ORDER

Chair Alexander called the meeting to order at 4:00 pm.

2. FLAG SALUTE

The flag salute was recited.

3. ROLL CALL

Present: Chair Lisa Alexander; Vice-Chair MaryAlice Wallis; Member Keenan Harvey; Member Anthony Harris

Absent: Member Erik Halvorson; Member Steven Ferrell; Member (Alternate) Mike Karnofski; Member (Alternate) Spencer Boudreau; Member (Alternate) Richard Dahl

Staff Present: Jim Seeks, Transit Manager; Doreen Daggett, Transit Supervisor; Tara Hargrave, Clerk of the Board; Keith Walling, Fleet & Facilities Maintenance Manager

Others Present: Betsy DeSpain, Paratransit Regional Manager; Sheila Harmon, Paratransit Manager; Kelly Wagoner, CAP (on Zoom); Megan Wirtz, CWCOG (on Zoom)

4. PUBLIC COMMENTS

None.

5. CONSIDERATION OF MINUTES FOR MAY 14, 2025 MEETING

A motion was made by Member Harvey, seconded by Member Wallis to approve the May 14, 2025 Cowlitz Transit Authority Regular Board Meeting Minutes. The motion carried unanimously.

25-00480 May 14, 2025 CTA Board Meeting Minutes

6. CONSENT CALENDAR

A motion was made by Member Wallis, seconded by Member Harvey to approve the Consent Calendar in its entirety as presented. The motion carried unanimously.

25-00481 2025 April CTA Treasurer's Report

25-00482 2025 April CTA Fund Balance Report

25-00483 Invoice #2025-07 - City of Longview \$510,135.00

7. REPORTS

25-00484 2025 Annual Fixed Route Ridership

25-00485 2025 May Daily Fixed Route Ridership

25-00486 2025 May Daily Fixed Route Ridership by Hour

25-00487 2025 May Fixed Route Average Passengers per Trip

25-00488 2025 May LIFT Monthly Ridership

25-00490 PTBA Sales Tax Data 2025 vs. 2024

8. SUMMARY SHEET - INTERIM SERVICE PLAN FOR ROUTE 511 (I-5) COMMUTER BUS

Transit Manager Seeks reported on the status of the Rainier commuter bus service and funding and gave a big thank you to all that helped.

25-00540 SUMMARY OF STATEMENT:

On May 20, 2025, Governor Ferguson signed the 2025 – 2027 State Transportation Budget. This included the budget proviso championed by the Washington State Transit Association and its lobbyists, which will help fund two buses and two years of service between Longview, Kalama, Woodland, the Cowlitz Reservation, and Vancouver. This replaces the service provided by Lower Columbia Community Action Program, which ends June 30, 2025.

The new service, designated Route 511, will start the following day, July 1. However, with cutaway bus availability, we need to reduce the service frequency to a more manageable service until we take delivery of new buses.

RECOMMENDED ACTION:

No action, information only.

9. SUMMARY SHEET - LOWER COLUMBIA CAP'S PASS REQUEST

Transit Manager Seeks reported on the request from CAP. Discussion ensued.

Member Harvey made a motion, seconded by Member Wallis to direct Manager Seeks to inquire regarding CAP reimbursing those passes and report back to the CTA Board. The Motion passed unanimously.

Member Harvey made a motion, seconded by Member Wallis to accept passengers using previously purchased CAP passes in lieu of fares on Route 511 until July 31, 2025, contingent on Manager Seeks reimbursement conversation with CAP. The motion passed unanimously.

25-00538 SUMMARY OF STATEMENT:

Two of the fare media for Lower Columbia Community Action Program (CAP) Transportation Service have been a 20-trip pass at \$40 and 5-trip pass at \$10. Essentially these are punch cards similar to what we make available on our LIFT service, convenient for individuals who do not or cannot carry cash. The regular cash fare on CAP is \$2 per trip.

Kelly Wagoner, CAP's Transportation Manager, requests that RCT honor those passes on Route 511 for up to one month, as many of the riders have a limited income. Staff anticipates the fare loss to be minimal.

RECOMMENDED ACTION:

Motion to authorize RiverCities Transit to accept passengers using previously purchased CAP passes in lieu of fare on Route 511 until July 31, 2025.

10. SUMMARY SHEET - COWLITZ COUNTY FAIR FREE FAIR REQUEST

Transit Manager Seeks reported on the request.

Member Wallis made a motion, seconded by Member Harvey to authorize RiverCities Transit to operate Routes 32 and 46 fare free during the Cowlitz County Fair, July 23-26, 2025. The motion passed unanimously.

25-00537 SUMMARY OF STATEMENT:

Staff was contacted by Ashley Lachney, Business Development & Marketing Coordinator for the Cowlitz County Event Center. She requested, on behalf of the Cowlitz County Fair, free fare during the fair for riders on Routes 32 and 46, both of which service two stops on 7th Avenue at the Event Center. The fair will operate July 23 - 26, 2025.

RECOMMENDED ACTION:

Motion to authorize RiverCities Transit to operate Routes 32 and 46 fare free during the Cowlitz County Fair, July 23 – 26, 2025.

11. **SUMMARY SHEET - APPROVAL OF FTA BUS & BUS FACILITIES GRANT AND LOW-NO EMISSION GRANT MATCH**

Transit Manager Seeks reported on the two (2) competitive grants available.

Member Wallis made a motion, seconded by Member Harvey to approve Resolution #2025-01 and authorize the Chair to sign a letter of support fo the City of Longview 2025 Bus and Bus Facilities grant application and 2025 Low or No Emission grant application. The motion passed unanimously.

25-00554 SUMMARY OF STATEMENT:

The City of Longview is the Designated Federal Recipient of public transit funds. The City of Longview, in cooperation with the Cowlitz Transit Authority, is applying for two grants that support the goals of the Transit Enhancement Plan and are supported in the regional long range transportation plan. To demonstrate local support for the project, the applications require documentation of local financial commitment and support. Staff is requesting the CTA approve authorization of the CTA Board Chair to sign a letter of support and adopt a resolution allocating local matching funds for the grants. Staff anticipates that these vehicles will be delivered and paid for in late 2026 or early 2027, if the grant applications are successful.

RECOMMENDED ACTION:

Motion to approve Resolution Number 2025-01 and authorize the Chair to sign a letter of support for the City of Longview 2025 Bus and Bus Facilities grant application and 2025 Low or No Emission grant application.

12. **AGENDA SUMMARY - BUDGET REVISION: DEDICATED TRANSIT FLEET TECHNICIAN**

Transit Manager Seeks reported on the request and need.

Member Harvey made a motion, seconded by Member Wallis to approve a revision to the 2025 Cowlitz Transit Authority Budget for the purposes of hiring one dedicated transit fleet maintenance mechanic and increasing the monthly payment to the City of Longview by an additional \$11,083 per month. The motion passed unanimously.

25-00553 SUMMARY OF STATEMENT:

The Fleet Maintenance Department and RiverCities Transit staff are requesting a budget revision for the purposes of hiring one additional fleet technician, to be dedicated to maintenance of the transit fleet.

The need for this position is detailed in the attached justification document from Keith Walling, Fleet and Facilities Maintenance Manager.

RECOMMENDED ACTION:

Motion to approve a revision to the 2025 Cowlitz Transit Authority Budget, for the purposes of hiring one dedicated transit fleet maintenance mechanic and increasing the monthly payment to the City of Longview by an additional \$11,083 per month.

ATTACHMENT:

Transit Tech Justification 6.4.25

13. **SUMMARY SHEET - ESTABLISH PUBLIC HEARING FOR 2025-2030 TRANSIT DEVELOPMENT PLAN AND 2024 ANNUAL REPORT**

Transit Manager Seeks reported on the annual process.

Member Wallis made a motion, seconded by Member Harvey to establish a public hearing for the July 9, 2025, CTA Board meeting to receive citizen input on the 2025-2030 Transit Development Plan and 2024 Annual Report. The motion passed unanimously.

25-00543 SUMMARY OF STATEMENT:

In compliance with RCW 35.58.2795, the Cowlitz Transit Authority is required to establish a public hearing to receive comments regarding the Six-Year Transit Development Plan.

RECOMMENDED ACTION:

Motion to establish a public hearing for the July 9, 2025, CTA Board meeting to receive citizen input on the 2025-2030 Transit Development Plan and 2024 Annual Report.

14. MANAGER'S REPORT

Transit Manager Seeks reported on the Rainier commuter bus (Route 433) funding contribution by Rainier; two of the three new operators have started; and four ADA service submissions were received and being reviewed by the committee.

Transit Mobility Supervisor Daggett reported on the local events she attended and stated radio commercials for the new routes are completed.

Paratransit Manager Harmon reported ridership is still slow but steadily still increasing at approximately 15% over last year.

15. MISCELLANEOUS

None.

16. ADJOURNMENT

Chair Alexander adjourned the meeting at 4:22 pm.

Lisa Alexander, Chair

Tara Hargrave, Clerk of the Board

69701 TRANSIT AUTHORITY

930100 TRANSIT AUTHORITY

Account Information	BARS Information	Beg Balance	Debits	Credits	Change	End Balance
1111000 CASH		811,822.84	535,809.20	- 539,980.25	- 4,171.05	807,651.79
1112000 WARRANTS OUTSTANDING		0.00	5,964.06	- 5,964.06	0.00	0.00
1180000 INVESTMENTS		6,336,179.60	23,881.19	0.00	23,881.19	6,360,060.79
2131020 ACCOUNTS PAYABLE - AP MODULE		0.00	516,099.06	- 516,099.06	0.00	0.00
2880000 UNRESERVED FUND BALANCE		- 7,285,653.79	0.00	0.00	0.00	- 7,285,653.79
3132100 PUBLIC TRANSPORTATION SYSTEM	8900000 DISTRICT ACTIVITIES	- 1,871,541.20	0.00	- 510,898.10	- 510,898.10	- 2,382,439.30
3611000 INVESTMENT EARNINGS	8900000 DISTRICT ACTIVITIES	- 70,811.25	0.00	- 23,881.19	- 23,881.19	- 94,692.44
3614000 OTHER INTEREST	8900000 DISTRICT ACTIVITIES	- 5,076.44	0.00	- 1,029.91	- 1,029.91	- 6,106.35
3619000 FMV INVESTMENT EARNINGS	3007800 INTEREST EARNED ON INVESTMENTS	37,205.84	0.00	0.00	0.00	37,205.84
5490010 ELECTION COSTS	8900000 DISTRICT ACTIVITIES	1,337.98	0.00	0.00	0.00	1,337.98
5492000 OTHER	8900000 DISTRICT ACTIVITIES	2,046,536.42	516,099.06	0.00	516,099.06	2,562,635.48
Total		0.00	1,597,852.57	- 1,597,852.57	0.00	0.00

COWLITZ TRANSIT AUTHORITY FUND BALANCES
For Period Ending: May 31, 2025

	<u>Current Period</u>	<u>Y-T-D</u>	*
COWLITZ TRANSIT AUTHORITY			
Beginning Balance: January 1, 2024	\$	7,615,880.86	
CTA Revenue			
Metro Sales Tax	510,898.10	1,942,835.65	
Interest Earnings/Investments	23,881.19	72,157.97	
Local Sales Interest	1,029.91	4,747.60	
LCC Ridership Agreement		-	
Other Miscellaneous Revenue		-	
Subtotal	\$ 535,809.20	\$ 2,019,741.22	
CTA Expenditures			
City of Longview	510,135.00	2,550,675.00	
City of Longview - Audit Services		864.60	
Legal Counsel/Notices		1,345.76	
Transit Center Security Services		-	
Misc. (election costs, etc)		1,337.98	
Cowlitz-Wahkiakum Council of Governments Dues		3,786.06	
Subtotal	\$ 510,135.00	\$ 2,558,009.40	
CTA Ending Balance		\$ 7,077,612.68	

CITY OF LONGVIEW

Beginning Balance: January 1, 2024 \$ 106,663.45

Longview Revenue

Federal Grant Competitive- 5339 Replacement Buses	\$ -	\$ -	331.20.00.510
Federal Grant - CARES ACT 5307 Formula-Operating	\$ -	\$ -	331.20.50.788
Federal Grant - 5307 Formula- Operating	\$ -	\$ -	331.20.52.019
Federal Grant Competitive- 5310 Paratransit Operating	\$ -	\$ -	333.20.51.300
State Grant - Regional Mobility Operating (PTD0105	\$ -	\$ -	334.03.60.005
WSDOT Transit Support Grant	\$ -	\$ -	334.03.60.007
Green Transportation Planning - PTD0567	\$ -	\$ -	334.03.60.567
WSTIP Risk Management Grant (RMG)	\$ -	\$ -	334.06.90.007
Farebox/Pass Sales	\$ 10,810.40	\$ 63,430.74	344.7 & 344.71
Payments from CTA	\$ 510,135.00	\$ 2,040,540.00	344.79.00.002
State Pool - Interest	\$ -	\$ 18,033.66	361.10.00.000
Paratransit Office Space Rental	\$ 981.11	\$ 4,905.55	362.50.00.001
Bank Returns Fees	\$ -	\$ -	369.90.00.003
Other Misc Revenue	\$ -	\$ (14.00)	369.90.00.099
Bank One Rebates	\$ -	\$ -	369.90.00.111
Federal Grant Competitive- 5310 - Replacement Buses	\$ -	\$ -	375.20.51.623
Miscellaneous Adjustments/Settlements/AR	\$ -	\$ -	385.00.00.122 / .131
Due from other Governments	\$ -	\$ 250,845.00	385.00.00.134
Cashier Over-Short / NSF	\$ -	\$ 50.00	389.00.00.122
Fixed Assets Sale Proceeds	\$ -	\$ -	395.10.00.000
Insurance Recoveries	\$ -	\$ -	395.20.00.000
Other Recoveries / Guest Rider	\$ -	\$ -	395.30.00.000
Capital Asset Gains (Losses)	\$ -	\$ -	395.40.00.000
Subtotal	\$ 521,926.51	\$ 2,377,790.95	

Longview Expenditures

Subtotal \$492,472.00 \$2,347,076.22

INVOICE

Date: 07/09/2025
Invoice # 2025-08

City of Longview Transit
PO Box 128
Longview, WA 98632
360-442-5663

BILL TO Cowlitz Transit Authority
207 North 4th Avenue
Kelso WA 98626

Comments

DESCRIPTION	AMOUNT
Public Transit Services for August, 2025	\$521,128.00
AMOUNT DUE	
	\$521,128.00

REMITTANCE	
Statement #	2025-08
Date	07/09/2025
Amount Due	\$521,128.00
Amount Enclosed	

Please make check payable to City of Longview - Transit

Column Software PBC
 PO Box 208098
 Dallas, TX 75320-8098
help.column.us

Invoice number E69B1C00-0008
 Notice ID b0f17wd2oewzMEuCW8Cp
 Publisher Longview Daily News
 Date of issue Jun 19, 2025
 Date due Jul 19, 2025
Amount due \$376.33

Bill to
 RIVER CITIES T RANSIT

Description	Qty	Unit price	Amount
06/26/2025: General Legal Notice	1	189.92	189.92
07/03/2025: General Legal Notice	1	166.41	166.41
Publish Fee	1	20.00	20.00

=== Notes ===

Notice Name: Pub Hrg TDP 2025-2030
 Order Number: COL-WA-101006

=== How to pay this invoice ===

Column Software PBC accepts online payment via credit or debit card, or ACH bank transfers. Please click here to pay online:
<https://www.column.us/invoices/u9AW8sYGVLNniuDeGbcv/pay>

Net Subtotal	\$376.33
Tax	0.00
Amount due	\$376.33

Please note that, once paid, the merchant name on your billing statements will be Column Software PBC.

Select organizations may also pay via check. Checks will result in processing delays and should not be used if your notice requires upfront payment. Please pay the exact amount due, write your invoice number E69B1C00-0008 on the memo, include a printed copy of your Invoice PDF, make the check payable to Column Software PBC, and mail to the address above.

Pay here: <https://www.column.us/invoices/u9AW8sYGVLNniuDeGbcv/pay>

RIVERCITIES TRANSIT
RIDERSHIP BY THE YEAR

YEAR	ROUTE	JAN	FEB	MAR	APR	MAY	JUNE	JULY	AUG	SEPT	OCT	NOV	DEC	TOTAL
2025	30	1,413	1,248	1,279	1,356	1,345	1,178							7,819
	31	3,924	3,615	3,872	3,898	3,972	3,665							22,946
	32	2,950	2,785	2,713	3,074	2,803	2,483							16,808
	33	3,182	2,922	3,490	3,382	3,489	3,328							19,793
	44	1,991	1,813	2,037	2,147	2,119	2,191							12,298
	45	7,443	6,975	7,224	7,317	7,343	6,728							43,030
	46	735	677	701	780	762	651							4,306
	57	3,482	3,049	3,423	3,479	3,355	2,838							19,626
	411	446	484	632	645	425	422							3,054
TOTAL		25,566	23,568	25,371	26,078	25,613	23,484	0	0	0	0	0	0	149,680

YEAR	ROUTE	JAN	FEB	MAR	APR	MAY	JUNE	JULY	AUG	SEPT	OCT	NOV	DEC	TOTAL
2024	30	1,099	1,192	1,351	1,534	1,457	1,186	1,403	1,431	1,358	1,505	1,062	1,196	15,774
	31	3,263	3,617	3,983	3,590	3,929	3,458	3,830	4,017	3,706	4,082	3,347	3,600	44,422
	32	2,435	2,613	2,689	2,927	2,819	2,590	3,014	2,749	2,550	2,984	2,683	2,382	32,435
	33	2,166	2,609	2,785	2,789	2,862	2,677	2,776	2,917	2,849	3,235	2,885	2,810	33,360
	44	1,262	1,421	1,588	1,754	1,879	1,585	1,758	1,924	1,778	2,254	1,919	1,804	20,926
	45	5,221	5,988	6,293	6,254	6,440	5,909	6,545	6,646	6,573	7,409	7,060	6,986	77,324
	46	511	531	570	673	616	555	742	608	707	884	712	773	7,882
	57	2,332	2,859	2,779	2,758	2,850	2,234	2,304	2,648	2,828	3,454	3,194	3,059	33,299
	411	410	439	483	676	588	478	542	524	458	611	486	393	6,088
TOTAL		18,699	21,269	22,521	22,955	23,440	20,672	22,914	23,464	22,807	26,418	23,348	23,003	271,510

YEAR	ROUTE	JAN	FEB	MAR	APR	MAY	JUNE	JULY	AUG	SEPT	OCT	NOV	DEC	TOTAL
2023	30	1,197	1,140	1,318	1,111	1,374	1,408	1,332	1,408	1,228	1,304	1,168	1,163	15,151
	31	3,422	3,131	3,732	3,313	3,633	3,660	3,527	4,026	3,606	3,501	3,579	3,652	42,782
	32	2,632	2,302	2,525	2,350	2,472	2,484	2,704	2,828	2,538	2,533	2,608	2,539	30,515
	33	2,595	2,495	2,784	2,414	2,663	2,314	2,402	2,477	2,737	2,784	2,350	2,052	30,067
	44	1,482	1,332	1,652	1,287	1,702	1,607	1,418	1,612	1,483	1,679	1,449	1,392	18,095
	45	5,332	4,822	5,762	5,829	6,196	5,822	5,267	6,364	5,494	5,842	5,598	5,300	67,628
	46	299	240	337	356	463	528	458	566	560	533	560	552	5,452
	57	2,543	2,190	2,471	2,252	2,343	2,387	2,167	2,398	2,389	2,692	2,763	2,126	28,721
	411	171	225	166	279	363	402	388	425	385	437	402	383	4,026
NCC	86	120	72	32										310
TOTAL		19,759	17,997	20,819	19,223	21,209	20,612	19,663	22,104	20,420	21,305	20,477	19,159	242,747

YEAR	ROUTE	JAN	FEB	MAR	APR	MAY	JUNE	JULY	AUG	SEPT	OCT	NOV	DEC	TOTAL
2022	30	754	766	954	894	979	1,089	979	1,209	1,194	1,159	1,004	1,024	12,005
	31	2,258	2,303	3,065	2,931	2,888	3,142	3,056	3,460	3,204	3,102	3,269	3,328	36,006
	32	1,861	1,873	2,302	2,128	2,155	2,285	2,528	2,849	2,858	2,943	2,582	2,267	28,631
	33	1,991	1,986	2,292	2,311	2,111	2,134	1,988	2,336	2,382	2,443	2,344	2,279	26,597
	44	986	1,022	1,350	1,110	1,242	1,511	1,161	1,530	1,458	1,453	1,221	1,282	15,326
	45	3,984	4,401	5,169	4,927	4,937	5,142	4,530	5,419	5,359	5,440	4,966	4,948	59,222
	46	399	353	452	357	402	396	332	471	414	371	301	293	4,541
	57	1,516	1,592	1,860	1,761	1,768	1,834	1,825	2,054	2,066	2,485	2,024	2,026	22,811
	411					61	80	72	82	61	92	78	75	601
NCC								88	104	160	91	78	521	
TOTAL		13,749	14,296	17,444	16,419	16,543	17,613	16,471	19,498	19,100	19,648	17,880	17,600	206,261

YEAR	ROUTE	JAN	FEB	MAR	APR	MAY	JUNE	JULY	AUG	SEPT	OCT	NOV	DEC	TOTAL
2021	30		488	936	976	799	891	925	816	815	781	714	704	8,845
	31	2,687	2,270	2,991	3,047	2,765	2,724	2,931	2,628	2,538	2,516	2,440	2,498	32,035
	32	1,461	1,424	1,861	1,980	1,747	1,897	2,038	1,688	1,770	1,905	1,772	1,951	21,494
	33	1,844	1,406	1,940	2,196	2,064	2,289	2,269	2,055	1,973	2,066	2,106	2,021	24,229
	44		553	1,240	1,265	1,108	1,119	1,237	1,236	1,130	1,201	1,176	1,093	12,358
	45	3,763	3,278	4,891	4,803	4,599	4,538	4,940	4,621	4,509	4,349	4,142	4,174	52,607
	46										272	422	369	1,463
	57	926	912	1,452	1,538	1,262	1,362	1,378	1,367	1,681	1,625	1,382	1,396	16,281
TOTAL		10,681	10,331	15,311	15,805	14,344	14,820	15,718	14,411	14,688	14,865	14,101	14,237	169,312

RIVERCITIES TRANSIT DAILY RIDERSHIP REPORT

Jun-25

DATE	ROUTE 30	ROUTE 31	ROUTE 32	ROUTE 33	ROUTE 44	ROUTE 45A	ROUTE 45B	ROUTE 46	ROUTE 57	ROUTE 411	TOTAL
1											
2	85	191	161	175	106	220	137	43	133	19	1270
3	67	186	127	157	117	198	116	36	147	27	1178
4	73	164	103	135	128	188	106	37	133	24	1091
5	66	177	102	178	113	199	129	19	142	20	1145
6	54	192	110	164	128	180	130	23	114	22	1117
7 S		122	84	104		183			69		562
8											
9	62	156	137	120	97	192	121	27	149	26	1087
10	38	148	94	180	91	201	118	22	139	15	1046
11	68	157	112	125	109	209	132	30	150	19	1111
12	42	137	92	142	110	154	118	25	146	20	986
13	42	204	105	132	89	163	118	31	119	19	1022
14 S		115	84	103		120			87		509
15											
16	63	147	116	179	119	148	140	24	104	19	1059
17	48	137	92	118	143	163	118	31	82	29	961
18	38	114	101	115	80	157	117	52	96	17	887
19	46	144	78	111	102	134	77	31	105	13	841
20	64	147	54	110	82	165	133	23	103	22	903
21 S		73	69	65		118			72		397
22											
23	71	168	117	139	120	196	110	32	105	17	1075
24	47	111	99	134	59	158	106	56	104	24	898
25	48	140	84	95	106	145	136	27	137	15	933
26	49	160	96	191	99	174	109	24	96	23	1021
27	57	161	90	128	109	149	139	26	87	18	964
28 S		94	70	104		146			115		529
29											
30	50	120	106	124	84	170	88	32	104	14	892
TOTAL (25)	1178	3665	2483	3328	2191	4230	2498	651	2838	422	23484
WEEKDAY TOTAL (21)	1178	3261	2176	2952	2191	3663	2498	651	2495	422	21487
SATURDAY/REDUCED DAY TOTAL (4)		404	307	376		567			343	0	1997
DAILY AVERAGE	56	147	99	133	104	169	119	31	114	20	939
WEEKDAY AVERAGE	56	155	104	141	104	174	119	31	119	20	1023
SATURDAY/REDUCED DAY AVERAGE		101	77	94		142			86	#DIV/0!	499

Ridership by Hour
6/1/2025 - 6/30/2025

Weekday - Passengers by Hour

Route	630	700	800	900	1000	1100	1200	1300	1400	1500	1600	1700	1800	TOTAL
31	28	198	294	297	358	292	267	294	336	280	230	221	166	3,261
32	28	76	123	196	241	208	245	211	199	195	203	165	86	2,176
33	19	145	197	291	232	254	275	298	320	371	264	176	110	2,952
Route	630	720	820	920	1020	1120	1220	1320	1420	1520	1620	1720	1820	
44	80	79	161	188	213	159	236	270	200	195	179	172	59	2,191
57	52	199	139	250	159	168	208	240	329	260	219	199	73	2,495
Route					1030	1130	1230	1330	1430	1530	1630			
30					153	240	210	168	151	125	131			1,178
Route					1050	1150	1250	1350	1450	1550				
46					81	113	143	115	117	82				651
Route	630	700	730	800	not shown for brevity					1700	1720	1800	1830	
45	57	123	119	182						174	127	102	55	6,161
Route	630	715	815	915	1115		1215	1415		1515	1615	1715		
411	2	31	46	38	53		43	89		33	26	61		422
Route	840			1140			1440			1640				

Saturday - Passengers by Hour

Route	800	900	1000	1100	1200	1300	1400	1500	1600	1700				
31	23	34	51	49	35	49	51	42	44	26	404			
32	11	20	38	43	52	39	30	27	32	15	307			
33	27	33	26	41	40	66	51	42	26	24	376			
Route	820	920	1020	1120	1220	1320	1420	1520	1620	1720				
57	17	28	32	23	32	29	45	48	48	41	343			
Route	800	830	900	930	not shown for brevity					1600	1630	1700	1730	
45	18	15	31	22						41	31	31	14	567

Total Fixed Route

23,484

Average Passengers per Trip
6/1/2025 - 6/30/2025

Weekday

Route	630	700	800	900	1000	1100	1200	1300	1400	1500	1600	1700	1800	Passengers per Revenue Service Hr	Avg daily boardings
31	1.3	9.4	14.0	14.1	17.0	13.9	12.7	14.0	16.0	13.3	11.0	10.5	7.9	12.7	155
32	1.3	3.6	5.9	9.3	11.5	9.9	11.7	10.0	9.5	9.3	9.7	7.9	4.1	8.5	104
33	0.9	6.9	9.4	13.9	11.0	12.1	13.1	14.2	15.2	17.7	12.6	8.4	5.2	11.5	141
Route	630	720	820	920	1020	1120	1220	1320	1420	1520	1620	1720	1820		
44	3.8	3.8	7.7	9.0	10.1	7.6	11.2	12.9	9.5	9.3	8.5	8.2	2.8	8.4	104
57	2.5	9.5	6.6	11.9	7.6	8.0	9.9	11.4	15.7	12.4	10.4	9.5	3.5	9.5	119
Route					1030	1130	1230	1330	1430	1530	1630				
30					7.3	11.4	10.0	8.0	7.2	6.0	6.2			8.3	56
Route					1050	1150	1250	1350	1450	1550					
46					3.9	5.4	6.8	5.5	5.6	3.9				5.3	31
Route	630	700	730	800	not shown for brevity					1700	1720	1800	1830		
45	2.7	5.9	5.7	8.7						8.3	6.0	4.9	2.6	14.7	293
Route	630	715	815	915	1115		1215	1415		1515	1615	1715			
411	0.1	1.5	2.2	1.8	2.5		2.0	4.2		1.6	1.2	2.9		2.3	20
Route			840	1140		1440		1640							

Saturday

Route	800	900	1000	1100	1200	1300	1400	1500	1600	1700	Passengers per Revenue Service Hr	Avg daily boardings
31	5.8	8.5	12.8	12.3	8.8	12.3	12.8	10.5	11.0	6.5	10.4	101
32	2.8	5.0	9.5	10.8	13.0	9.8	7.5	6.8	8.0	3.8	7.9	77
33	6.8	8.3	6.5	10.3	10.0	16.5	12.8	10.5	6.5	6.0	9.6	94
Route	820	920	1020	1120	1220	1320	1420	1520	1620	1720		
57	4.3	7.0	8.0	5.8	8.0	7.3	11.3	12.0	12.0	10.3	8.8	86
Route	800	830	900	not shown for brevity			1600	1630	1700	1730		
45	4.5	3.8	7.8				10.3	7.8	7.8	3.5	14.3	142

System Productivity

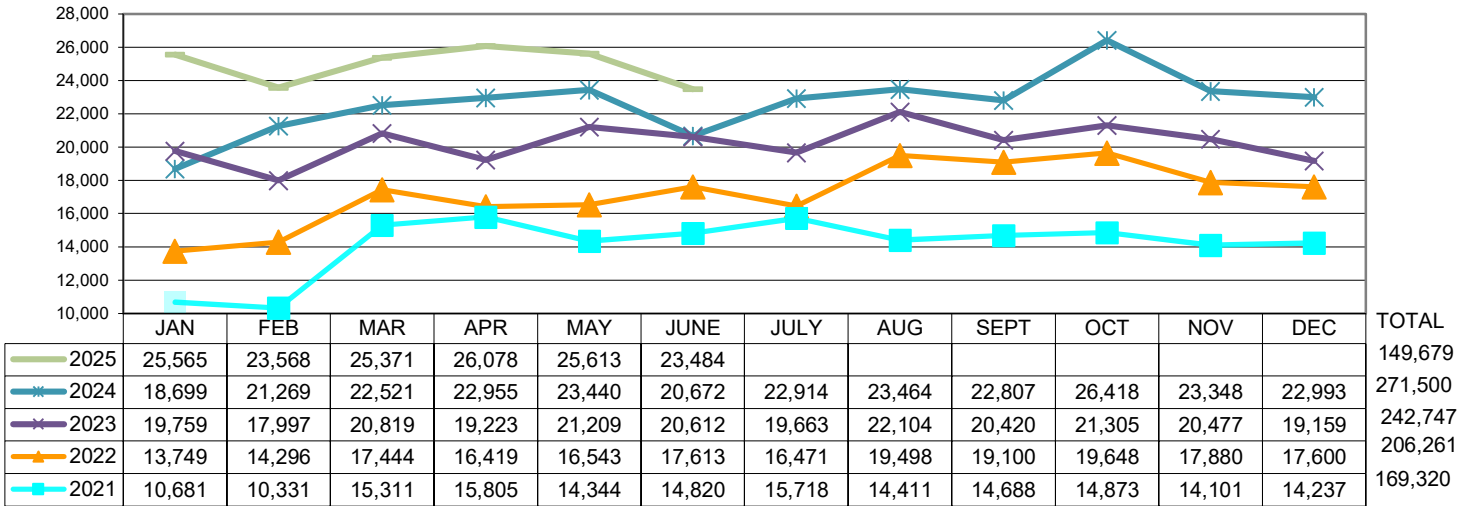
10.0

RiverCities LIFT
Paratransit Services

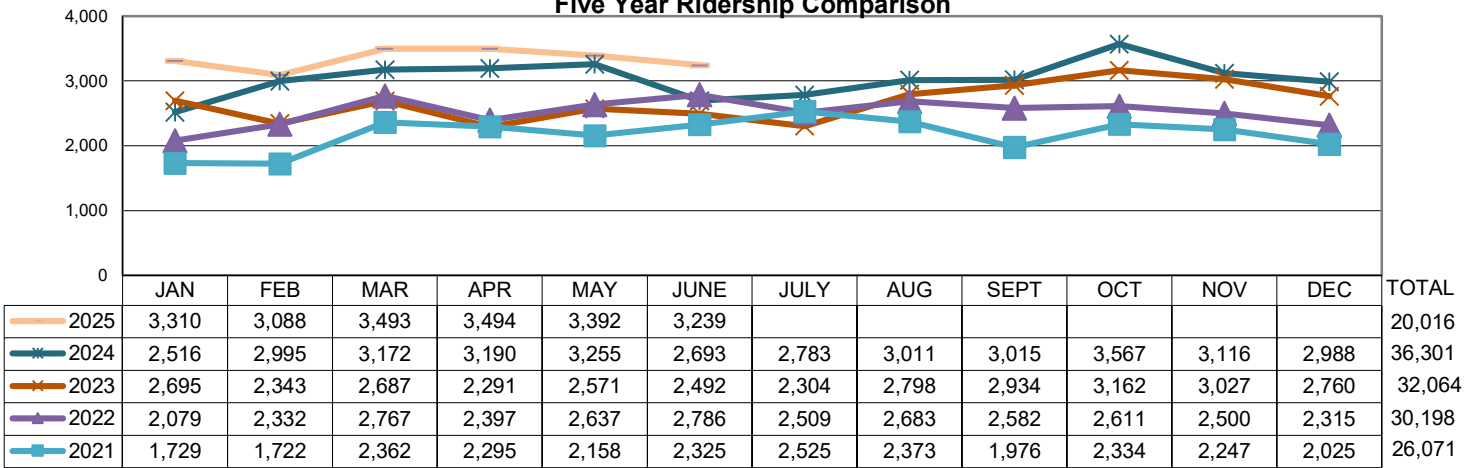
JUNE_2025

Date	Total Psgrs	Demand Response Client Trips	Number of Attends	Number of Guests	Delivered AMB Psgrs	Delivered W/C Psgrs	% W/C Psgrs Delivered	Psgrs Rev Hour	CXLS	No Shows
6/2/2025	107	90	17	0	69	21	23.33%	2.35	15	2
6/3/2025	183	155	26	2	111	44	28.39%	2.54	7	2
6/4/2025	147	122	25	0	88	34	27.87%	2.21	10	3
6/5/2025	160	129	31	0	96	33	25.58%	2.43	8	0
6/6/2025	110	93	15	2	71	22	23.66%	2.20	11	5
6/7/2025	59	43	16	0	24	19	44.19%	1.81	10	1
6/9/2025	113	90	23	0	74	16	17.78%	2.10	16	8
6/10/2025	160	140	20	0	99	41	29.29%	2.33	17	6
6/11/2025	144	126	18	0	106	20	15.87%	2.29	9	4
6/12/2025	144	119	25	0	88	31	26.05%	2.07	9	4
6/13/2025	153	128	25	0	102	26	20.31%	2.32	5	1
6/14/2025	61	47	14	0	24	23	48.94%	2.18	10	3
6/16/2025	95	78	17	0	57	21	26.92%	2.08	6	2
6/17/2025	170	146	24	0	101	45	30.82%	2.46	5	4
6/18/2025	170	147	23	0	116	31	21.09%	2.57	9	5
6/19/2025	117	99	18	0	66	34	34.34%	2.07	9	1
6/20/2025	140	114	26	0	82	32	28.07%	2.17	19	4
6/21/2025	85	65	20	0	39	26	40.00%	2.55	7	3
6/23/2025	122	102	20	0	80	22	21.57%	2.29	14	3
6/24/2025	158	133	25	0	106	27	20.30%	2.79	10	6
6/25/2025	153	132	21	0	87	45	34.09%	2.17	5	3
6/26/2025	142	115	27	0	84	31	26.96%	2.23	6	1
6/27/2025	157	127	30	0	92	35	27.56%	2.33	5	3
6/28/2025	82	62	20	0	38	24	38.71%	2.47	8	2
6/30/2025	107	89	18	0	75	14	15.73%	2.46	9	2
	3239	2691	544	4	1975	717	26.64%	2.31	239	78

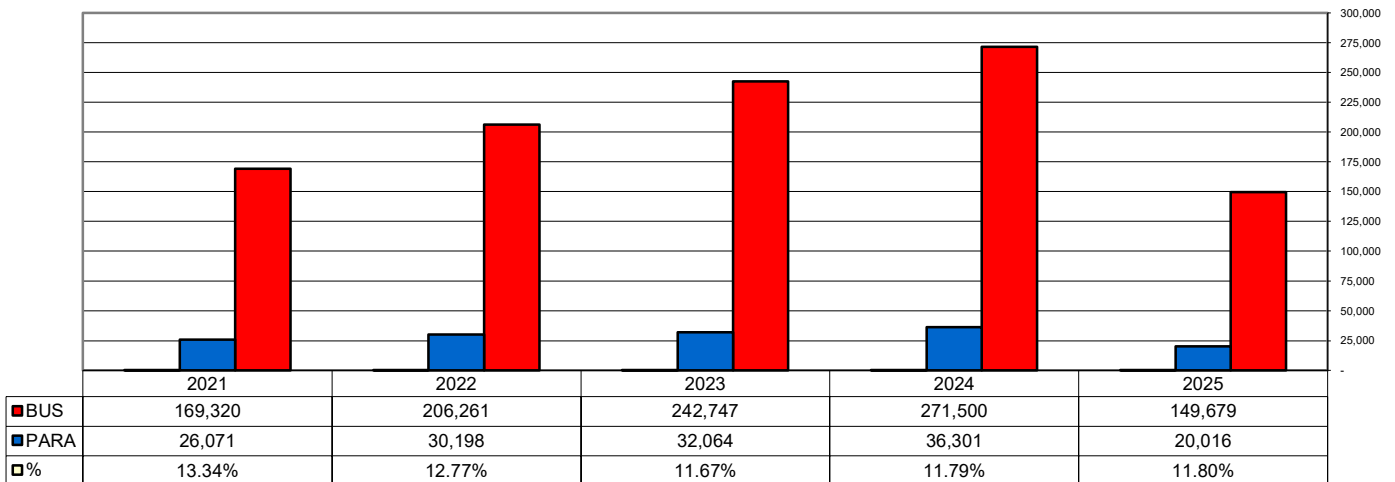
RiverCities Transit Fixed Route Five Year Ridership Comparison



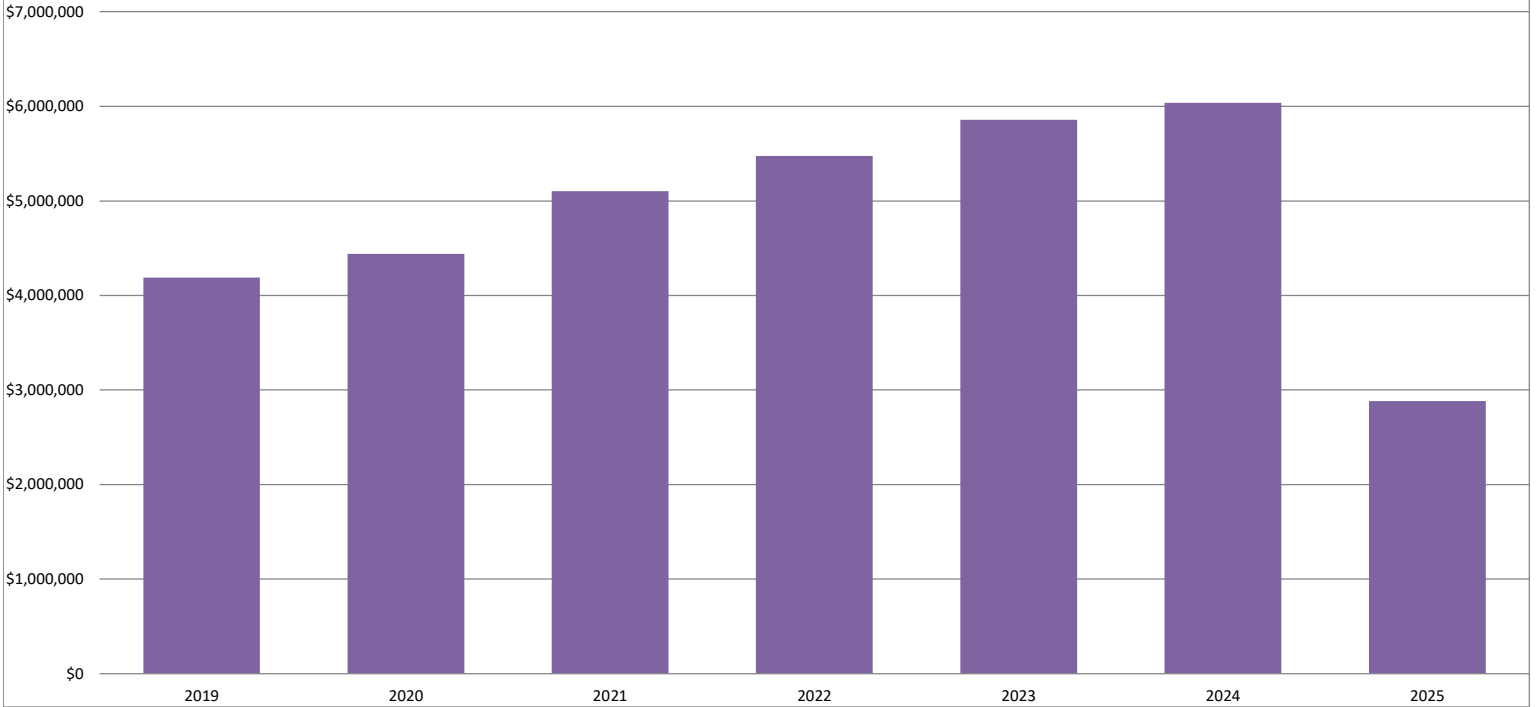
RiverCities Transit Paratransit Five Year Ridership Comparison



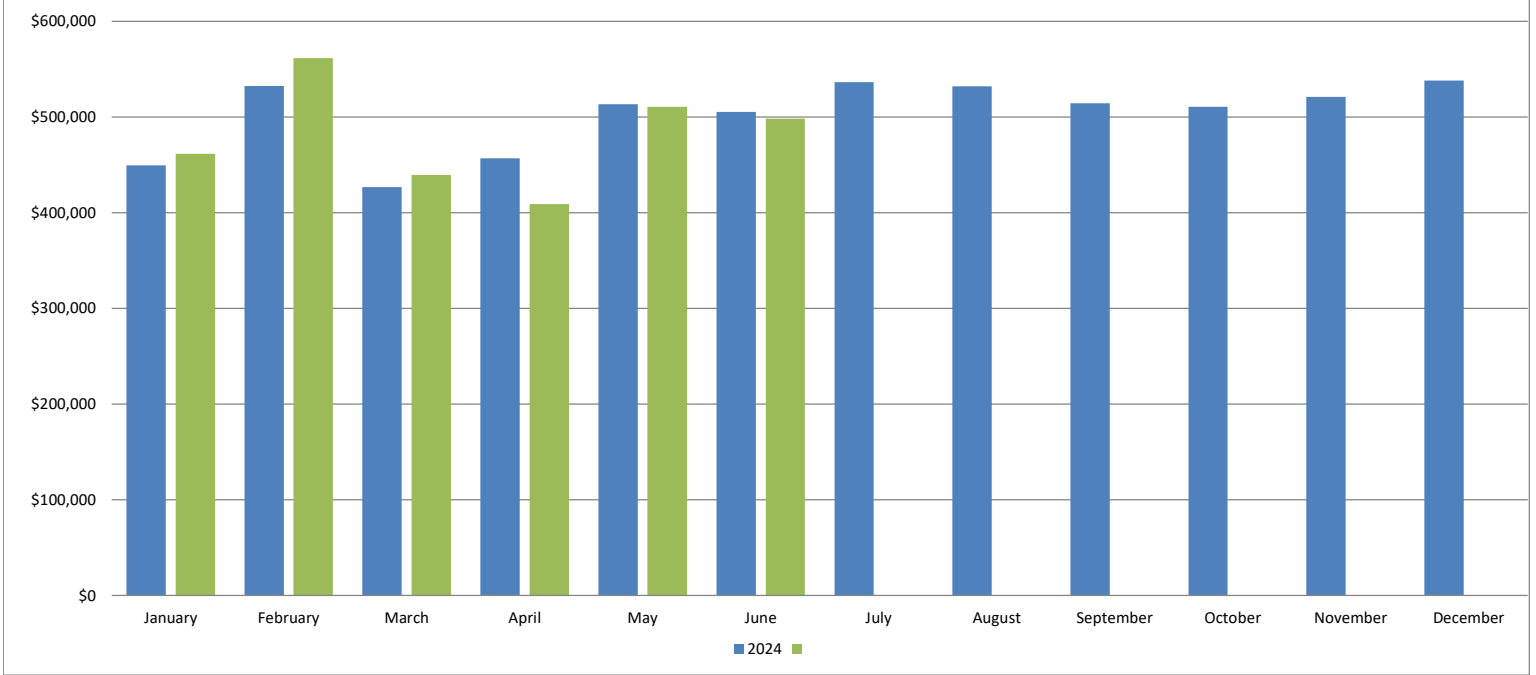
Comparison of Ridership Bus and Paratransit Ridership



Cowlitz Public Transit Benefit Area Sales Tax Revenue



Cowlitz PTBA Sales Tax Revenue 2025 vs 2024





Cowlitz Transit Authority Agenda Summary

AUTHORIZATION TO SIGN TRANSIT AGENCY SALES TAX COLLECTION CERTIFICATION FORM

SUMMARY STATEMENT:

ESSB 5161, passed by the Washington Legislature and signed by Governor Ferguson, carried with it a requirement that each transit agency receiving any state transit grant certify that the agency will not delay, divert, supplant, or suspend the collection of approved local sales and use taxes for the purpose of public transportation during the 2025-2027 fiscal biennium.

This requirement is found in each section that refers to a transit grant program. The attached text addresses the Special Needs Transportation grant that supports our LIFT program but is representative of the language used in the other transit grant programs.

The signed certification form is due back to WSDOT by July 15, 2025.

FINANCIAL SUMMARY:

Failure to sign the certification form would jeopardize at least \$2,441,930 in WSDOT funding:

- Paratransit/Special Needs formula distribution for 2025-2027: \$612,104,
- Transit Support Grant, 2025-2027 budget: \$879,826,
- Route 511 Operating and Capital budget proviso: \$950,000, and
- Other state grant opportunities, including State Bus and Bus Facilities and Regional Mobility grants as well as RCT's application in 2026 for the 2027-2029 WSDOT Consolidated grant program.

RECOMMENDED ACTION:

Motion to authorize the Chair to sign the Transit Agency Sales Tax Collection Certification Form.

ATTACHMENT:

Attachment 1 – Excerpt from ESSB 5161

Attachment 1

ESSB 5161.SL, Section 221 [excerpted]

The appropriations in this section are subject to the following conditions and limitations:

(1)(a) \$62,698,000 of the multimodal transportation account—state appropriation and \$78,525,000 of the carbon emissions reduction account—state appropriation are provided solely for a grant program for special needs transportation distributed in accordance with RCW 47.66.150. Fuel type may not be a factor in the grant selection process. For grant awards not yet under contract, as a condition of special needs transportation grants provided pursuant to this subsection, public transportation agencies may not delay, divert, supplant, or suspend the collection of approved local sales and use taxes for the purpose of public transportation during the 2025-2027 fiscal biennium.

Complete section A by marking "yes/no" checkmarks on the certification below.

Organization Name <p style="text-align: center;">Cowlitz Transit Authority</p>		
Name and Title of Contact Person <p style="text-align: center;">Jim Seeks</p>	Telephone Number <p style="text-align: center;">360-442-5607</p>	Email Address <p style="text-align: center;">Jim@RCTransit.org</p>
Section A - Sales and use taxes (ESSB 5161)		
My organization will not delay, divert, supplant, or suspend the collection of approved local sales and use taxes for the purpose of public transportation during the 2025-2027 fiscal biennium. <input checked="" type="checkbox"/> Yes <input type="checkbox"/> No 		
<p><i>Certification must be completed by someone authorized or delegated to sign contracts on behalf of your organization.</i></p> <p>I hereby certify that, to the best of my knowledge, the provided information is true and accurate.</p>		
Lisa Alexander, Cowlitz Transit Authority Chair <i>Print or type name and title</i>	_____ <i>Signature</i>	07/09/2025 <i>Date</i>



Cowlitz Transit Authority

Agenda Summary

PUBLIC HEARING 2025-2030 TRANSIT DEVELOPMENT PLAN AND 2024 ANNUAL REPORT

SUMMARY STATEMENT:

The Transit Development Plan (TDP) is drafted by RiverCities Staff and approved by the Cowlitz Transit Authority annually. It serves to fulfill both RCW's 35.58.2795 and 35.58.2796 which requires the creation of a Public Transportation System Six-Year Transit Plan and Annual Report, respectively.

The Washington State Department of Transportation is required to develop an annual report that summarizes the status of public transportation systems in the state for the previous calendar year. RiverCities Transit is required to submit this annual report to assist in the development of that statewide plan. The plan must include the following elements:

- Plan adoption, public hearing, and distribution
- State and agency goals, objectives, and action strategies
- Local performance measures
- Planned capital expenses
- Planned operating changes
- Multiyear financial plan
- Projects of regional significance

RECOMMENDED ACTION:

Hold public hearing to review the 2025-2030 Transit Development Plan and 2024 Annual Report.

THEN:

Motion to approve the RiverCities Transit 2025-2030 Transit Development Plan and 2024 Annual Report.

**2024 Annual Report
2025-2030 Transit
Development Plan**



Photo taken by Arthur Ross 09/2020



Prepared by RiverCities Transit Staff
For the Cowlitz Transit Authority
Adopted July 9, 2025

2024 Annual Report

2025-2030 Transit Development Plan

Prepared by RiverCities Staff
For the Cowlitz Transit Authority
Public Hearing held
July 9, 2025

Americans with Disabilities Act (ADA) Information

This material can be made available in an alternate format by emailing RiverCities Transit at customerservice@rctransit.org or calling (360) 442-5663. Persons who are deaf or hard of hearing may make a request by calling the TTY Relay at 711.

Title VI Notice to Public

It is RiverCities Transit's policy to assure that no person shall, on the grounds of race, color, national origin or sex, as provided by Title VI of the Civil Rights Act of 1964, be excluded from participation in, be denied the benefits of, or be otherwise discriminated against under any of its federally funded programs and activities. Any person who believes his/her Title VI protection has been violated, may file a complaint with RiverCities Transit or the Federal Transit Administration. For more information regarding our non-discrimination obligations, contact RiverCities Title VI Coordinator at (360) 442-5663.

Table of Contents

AMERICANS WITH DISABILITIES ACT (ADA) INFORMATION	1
TITLE VI NOTICE TO PUBLIC.....	1
TABLE OF CONTENTS	2
INTRODUCTION.....	4
PLAN ADOPTION, PUBLIC HEARING, AND DISTRIBUTION	4
Plan Adoption	4
Public Participation Process.....	4
Public Hearing.....	4
Notice of published in the local paper	5
Notice of posted to the website.....	5
Digital and paper copies of the plan	5
Plan Distribution	5
THE AGENCY	6
History and Governance	6
2024 Cowlitz Transit Authority Board Members.....	6
2024 Organizational Structure	7
Map.....	8
.....	8
.....	8
Service Area	8
Facilities	9
Longview City Shop	9
Longview Transit Center	10
Kelso Train Depot	11
Heron Pointe Turnaround.....	11
Operations	12
Fixed Route Operations	12
Fixed Route Fares	12
Paratransit Operations	13
Paratransit Fares.....	14
Service Connections	14
Wahkiakum on the Move	14
Lower Columbia Community Action Program (CAP).....	14

Lewis County Transit.....	15
Cowlitz Tribe Transit.....	15
Intermodal Connections.....	15
STATE AND AGENCY GOALS, OBJECTIVES, AND STRATEGIES	16
LOCAL PERFORMANCE MEASURES AND TARGETS	17
Vehicle Load	17
Vehicle Headway	17
On-Time Performance.....	17
Service Availability	17
Preventive Maintenance	17
State of Good Repair	17
Useful Life Benchmark (ULB).....	18
PLANNED CAPITAL EXPENSES.....	19
PLANNED OPERATING CHANGES.....	20
MULTIYEAR FINANCIAL PLAN.....	21
Capital Improvement:.....	21
Multiyear Capital Purchases	21
Operating Financial Assumptions:	22
Multiyear Operating Financial Plan	23
PROJECTS OF REGIONAL SIGNIFICANCE.....	24
2024 ACCOMPLISHMENTS	24
Community Outreach and Partnership Accomplishments.....	24
Ridership.....	24
OPERATING AND PERFORMANCE DATA 2024-2029.....	25
Fixed Route.....	25
Paratransit	25
APPENDIX A – NOTICE OF PUBLIC HEARING	27
.....	27
Published: June 26, 2025 and July 3, 2025, in the Longview Daily News	
APPENDIX B - CAPITAL PROJECTS AND ESTIMATED EXPENDITURES.....	28

Introduction

RiverCities Transit (RCT) staff drafts the Transit Development Plan (TDP) annually. The Cowlitz Transit Authority (CTA) then approves it. It fulfills RCWs 35.58.2795 and 35.58.2796. These laws require the creation of a *Public Transportation System Six-year Transit Plan* and an *Annual Report*, respectively.

The Washington State Department of Transportation is required to develop an annual report that summarizes the status of public transportation systems in the state for the previous calendar year. RCT submits our annual report to assist in the development of the statewide plan. The document also serves as a tool to communicate our accomplishments and goals to the community. It outlines our organizational structure, transportation services, significant achievements, proposed action strategies, and a program for funding those strategies.

Plan Adoption, Public Hearing, and Distribution

Plan Adoption

The Cowlitz Transit Authority Board adopted the 2024 Annual Report and 2025-2030 Transit Development Plan on July 9, 2025.

Public Participation Process

Public Comment Period June 30, 2025 – July 9, 2025

Comments submitted to customerservice@rctransit.org
RiverCities Transit
PO Box 128
Longview WA 98632

Public Hearing

Cowlitz Transit Authority will hold a public hearing during the regularly scheduled board meeting on the TDP on July 9, 2025, at 4:00 p.m.

Notice of published in the local paper

The Longview Daily News published notice of the hearing on the TDP. A notification will also run in the City Info Weekly, a weekly newsletter prepared and published by the City of Longview.

Notice of posted to the website

RiverCities Transit will post a notice of the public hearing on the 2024 Annual Report and 2025-2030 Transit Development Plan to its website at www.rctransit.org on June 20, 2025.

Digital and paper copies of the plan

RiverCities will post the 2024 Annual Report and 2025-2030 Transit Development Plan to its website on June 25, 2025, at <https://rctransit.org/about-us/planning/>. Paper copies are available at the Longview Transit Center at 1135 12th Ave, Longview, WA 98632 upon request.

Plan Distribution

Distribution of the TDP will include:

- Washington Department of Transportation
- Transportation Improvement Board
- City of Longview
- City of Kelso
- Cowlitz County
- Southwest Washington Regional Transportation Planning Organization
- Cowlitz Wahkiakum Council of Governments Metropolitan Planning Organization
- Washington State Transit Insurance Pool

The Agency

History and Governance

RiverCities Transit has a long history in Longview and Kelso, WA. It began 102 years ago, serving mill workers as they traveled to and from work. Several private owners ran the bus service until 1975 when the City of Longview purchased the operation. The City of Longview subsequently became the grant recipient for the Federal Transit Administration.

CTA’s Mission

“To enhance the quality of life in our area, the Cowlitz Transit Authority provides safe, reliable, and efficient transit services that link people, jobs, and communities.”

CTA 2009

The Cowlitz Public Transportation Benefit Authority (PTBA) was formed in 1987 to fund the transit system. The Cowlitz Transit Authority (CTA), a five-member board consisting of two members of the Longview City Council, two members of the Kelso City Council, one Cowlitz County Commissioner, and one non-voting Amalgamated Transit Union representative, governs the PTBA. The CTA functions as a taxing authority only. The CTA has contracts for legal counsel and utilizes the services of the Cowlitz County Treasurer but has no other staff. The CTA contracts all transit operations, maintenance, and capital improvement-related functions including, management, administration, drivers, and maintenance, to the City of Longview. The City of Longview subcontracts to provide the required complementary paratransit service. The City of Longview and the CTA jointly govern the public transportation system, which operates as RiverCities Transit (RCT). *(Figure 1 Organizational Hierarchy Chart)*

2024 Cowlitz Transit Authority Board Members

Dennis Weber	Board Chair	Cowlitz County Commissioner
Lisa Alexander	Board Vice Chair	Kelso City Council Member
Keenan Harvey		Kelso City Council Member
Erik Halvorson		Longview City Council Member
MaryAlice Wallis		Longview City Council Member
Anthony Harris	Non-Voting	Amalgamated Transit Union Labor Representative
Mike Karnofski	Alternate	Kelso City Council Member
Richard Dahl	Alternate	Cowlitz County Commissioner
Spencer Boudreau	Alternate	Longview City Council Member

2024 Organizational Structure

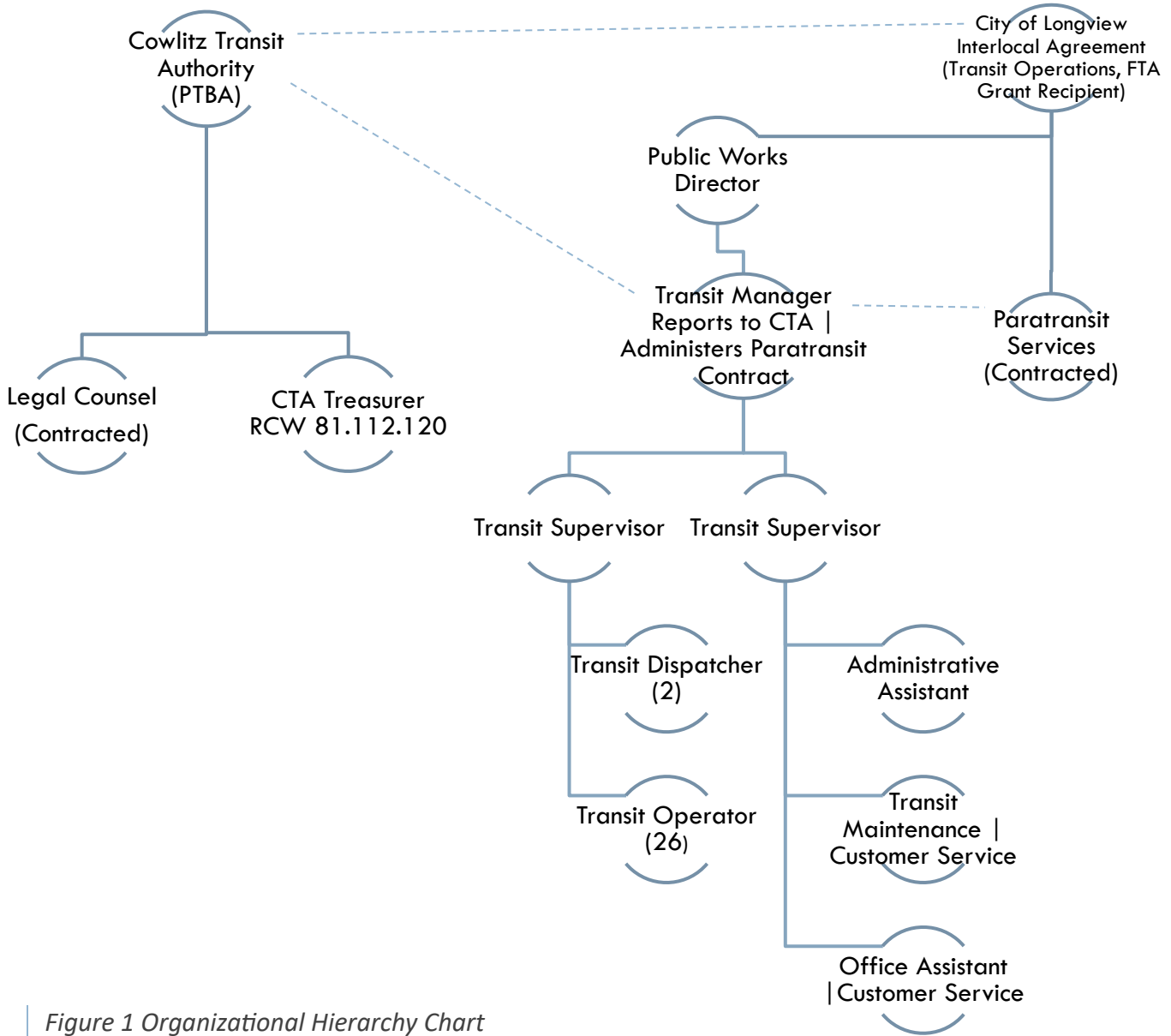
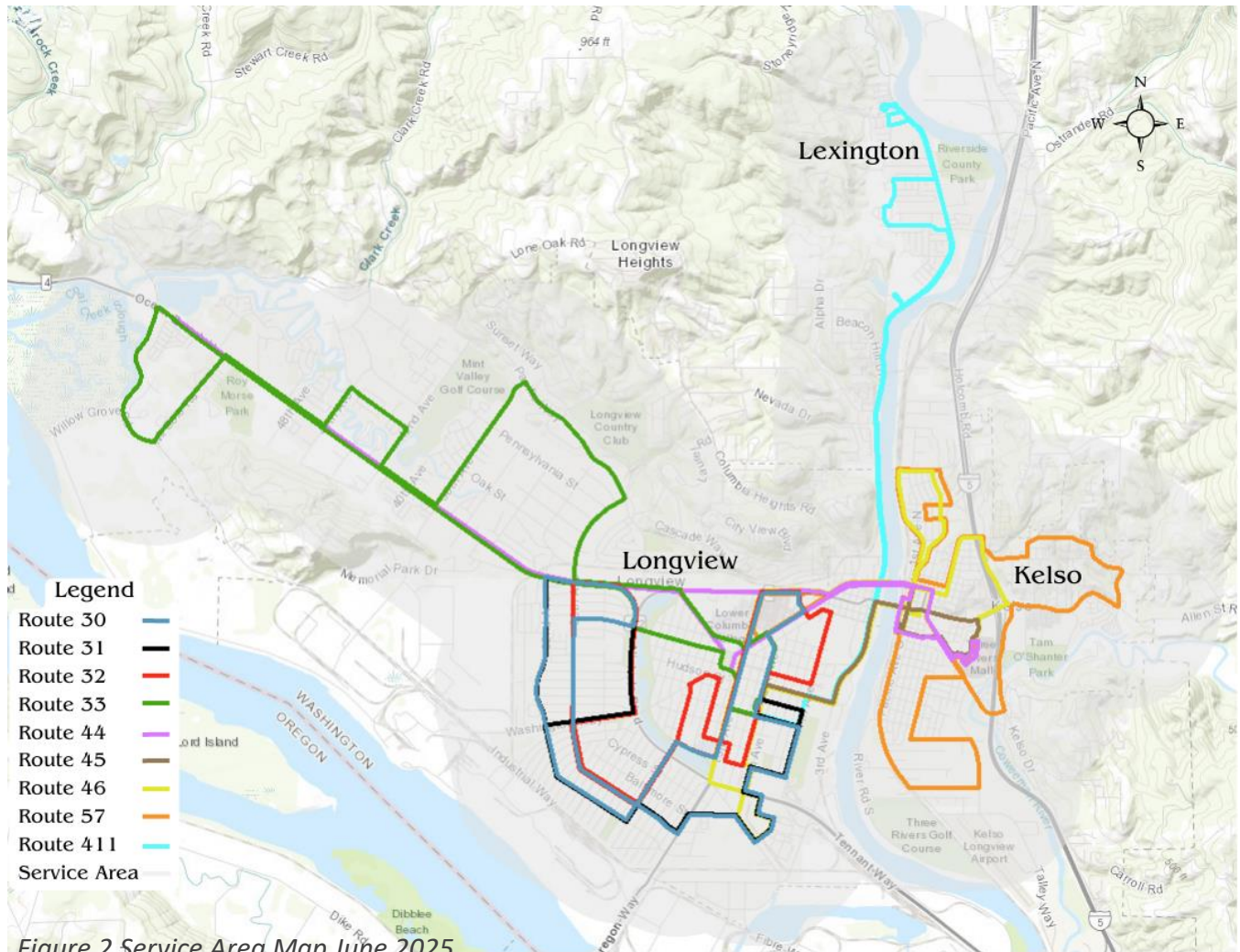


Figure 1 Organizational Hierarchy Chart

Map



Service Area

RiverCities Transit operates within Longview and Kelso, WA, as shown in the above map. (Figure 2 Service Area Map) This service area encompasses approximately 31 square miles as and contains a population of roughly 50,000 residents.

Facilities

Longview City Shop

RiverCities Transit and RiverCities LIFT dispatch from the Longview City Shop (*Figure 3 Longview City Shop*) at 254 Oregon Way, Longview WA. The facility is approximately 8,000 SF; in addition to Transit, it houses the Fleet Maintenance, Facilities Maintenance, and the entire City of Longview fleet. The Shop building roof and HVAC system were both replaced in 2024.



Longview Transit Center

The Transit Center (*Figure 4 Transit Center*), located in downtown Longview at 1135 12th Avenue, opened January 30, 2020. This facility includes a lobby with a customer service window, administrative offices, training room, and break rooms for operators and administrative staff. Seven RCT fixed routes and two regional service providers serve the Longview Transit Center.



Photos taken by Arthur Ross 09/2020

Figure 4 Longview Transit Center

Kelso Train Depot

Located at 501 S First Street, Kelso, WA, the Kelso Train Depot (*Figure 5 Kelso Train Depot*) is a multimodal location with connections to Amtrak, Greyhound (Flixbus), Wahkiakum on the Move, and four RiverCities Transit fixed routes. RiverCities Transit rents a breakroom for operators from the City of Kelso at the Kelso Train Depot.



Photo by Michael Richards 08/2020

Heron Pointe Turnaround

Built in 2012, the Heron Pointe turnaround (*Figure 6 Heron Pointe*) is used by RCT to turn westbound Route 44 eastbound safely. Route 33 also serves Heron Pointe.

Figure 5 Kelso Train Depot



Photos taken by Tabitha Hayden 08/2020



Figure 6 Heron Pointe Turnaround

Operations

RiverCities Transit services include Fixed Route and Paratransit.

Fixed Route Operations

RiverCities Transit operates nine fixed routes within the urban areas of Longview and Kelso, WA. RCT’s fixed routes circulate through most urbanized neighborhoods in Longview and Kelso from 6:30 AM to 7 PM, Monday through Friday. Six routes operate Saturday from 8 AM to 6 PM. RCT designed seven routes to complete a round trip in fifty minutes, allowing them to run on sixty-minute headways. This scheduling enables transfer connections at the Transit Center, Kelso Train Depot, and the Three Rivers Mall. This scheduling provides simplicity and convenience for customers, allowing passengers to travel between almost two points in the Longview-Kelso region with a maximum of one transfer and little wait time for transfers. RCT’s most heavily traveled route offers service every thirty minutes during the morning and evening runs. Midday, Route 45 runs on a forty-minute schedule with a second bus, offering service every twenty minutes. The Lexington Connector, Route 411, was launched in May 2022 and provides service between Longview and Lexington/Beacon Hill, a suburb of Kelso. In August of 2024 a ballot measure, CTA Proposition 1, was turned down by registered voters in the Beacon Hill and Lexington neighborhoods. This measure would have permanently annexed those neighborhoods into the PTBA and initiated the same 3/10ths of 1 percent sales tax on eligible items to support public transit as paid in Kelso and Longview. Despite the defeat, the CTA Board continued Route 411 through at least September 2025 with WSDOT and CTA funding.

Fixed Route Fares

Fares and pass prices established on January 1, 2016, and revised in 2022, are shown in Figure 7. Passes entitle the holder to unlimited rides during their specified periods and are nontransferable. Transfers are free with the purchase of one-way fare and valid for one use only on the day of purchase.

	One – Way Fare	Daily Pass	Monthly Pass	Quarterly Pass	Annual Pass
Adult	\$1.00	\$2.00	\$14.00	\$42.00	\$168.00
Student	\$1.00	\$2.00	\$7.00	\$21.00	\$84.00
Reduced	\$.50	\$1.00	\$7.00	\$21.00	\$84.00
LCC Students & Faculty	Free				
LIFT Approved	Free				
PCA	Free				
Youth Pass					Free

Figure 7 Fixed Route Fare Table

- **Adult** passes are for those ages 18 and older.
- **Student** passes are available to those with a student ID showing the holder is currently attending classes and earning college credit at an accredited school of higher education.
 - **Student Summer Passes** are issued at twice the rate of a monthly student pass and are valid June 1st through August 31st each year.
- **Reduced** fare is available to citizens aged 65 or older, Medicare cardholders, and persons with disabilities. Applicants are required to show proof of age, Medicare Card, or complete an application for a reduced fare permit.
- **LCC** (Lower Columbia College) pays an annual fee based on its students and staffs prior year's ridership. Those wishing to take advantage of the program show their LCC ID to the bus operator.
- **LIFT** qualified individuals are eligible to ride fixed route free of charge.
- **PCA** (personal care attendant) rides free of charge when accompanying a LIFT qualified individual.
- **Youth** pass is a free annual pass available to those eighteen and younger who turn in a completed consent form or carry other proper age-specific identification. The Annual Youth Pass is a pilot program that started in January 2020 and was extended through December 31, 2025 to encourage local youth to ride transit and to reduce the transportation barrier to youth activities and programs. Youth under the age of twelve (12) must be accompanied by a parent or guardian. The Youth Pass program also is also a state requirement for receiving a Transit Support Grant funded by the Climate Commitment Act.

Paratransit Operations

RCT provides federally mandated complementary paratransit service within $\frac{3}{4}$ of a mile of all fixed routes according to the Americans with Disabilities Act (ADA) requirements. The service area boundary is shown in Figure 2. This service is identified as RiverCities LIFT. The City of Longview contracts with Paratransit Services Inc. to operate LIFT. Paratransit Services Inc. is a non-profit organization headquartered in Bremerton, Washington. Paratransit Services Inc provides the operators, scheduling/dispatch staff, supervisor, and a manager. The City of Longview owns and provides the vehicles. Effective November 2024, the CTA Board extended the ADA boundary to 1 mile for a two-year pilot project.

To qualify for LIFT, individuals must complete an application process and be certified as unable to independently utilize fixed route transportation due to their disability. LIFT provides paratransit service on a next-day reservation basis. In addition, LIFT offers same-day response as a “premium” service at an additional cost. LIFT operates on the same schedule as fixed route service weekdays from 6:30 AM to 7 PM and Saturday from 8 AM to 6 PM. LIFT provides trips for any purpose and does not limit the number of trips an individual may take. The ADA requires there to be no capacity constraints or trip denials.

RiverCities Transit provides ADA complementary paratransit service to the area 1 mile around Route 411 – Lexington Connector by deviating from the fixed route bus to provide curb-to-curb service.

Paratransit Fares

Fares and prices established on January 1, 2016 shown in Figure 8.

	One – Way Fare	Monthly Pass	5 Ride Punch Card	20 Ride Punch Card
LIFT Approved	\$1.00	\$15.00	\$5.00	\$10.00
PCA	Free			
Youth Pass	Free	Free		

Figure 8 Paratransit Fare Table

Service Connections

In addition to services provided by RCT, several regional programs operate services from outlying areas to the Longview – Kelso area. Longview-Kelso serves as a regional destination for medical appointments, shopping, employment, school, and other transportation connections. These connections are each described below. RCT is a partner with many of these agencies as they utilize the Longview Transit Center.

Wahkiakum on the Move

Wahkiakum on the Move (WOTM) provides service between Cathlamet and Longview-Kelso four times a day and between Naselle (with connections to Pacific Transit in Pacific County) and Longview-Kelso twice a day. WOTM makes connections with RCT at the Kelso Train Depot and the Longview Transit Center. They also stop at St John’s Medical Center, the 7th Avenue Wal-Mart, Triangle Mall, and Fred Meyers. While the service is available to the public, half of the WOTM riders are seniors. Passengers use the service to access shopping, medical appointments, and LCC.

Lower Columbia Community Action Program (CAP)

The Lower Columbia Community Action Program (CAP) provides two transportation services in the Longview-Kelso area. CAP offers Senior Transportation to those age 60 and over. This service is for those residents living outside the RiverCities Transit service area to come into Longview-Kelso for medical appointments and for all seniors to get to medical appointments in the Portland-Vancouver area to the south and as far north as Olympia. They provide medical and shopping trips in wheelchair-accessible vans to residents living outside and inside the RCT service area. CAP Transportation offers a fixed route service from the Longview Transit Center to the Vancouver 99th Street Station six times a day. This service is available to the public and costs two dollars each way. The service to Vancouver is scheduled to cease on June 30, 2025 due to a lack of funding. The Cowlitz Transit Authority has authorized RiverCities Transit to begin a modified level of service between Longview and Vancouver effective July 1, 2025.

Lewis County Transit

Lewis County Transit provides fixed route service, dial-a-ride service (DARTT), and paratransit service (LIFTT) in Lewis County. Twin Transit's fixed route bus service operates throughout the twin cities of Centralia and Chehalis, Washington. Twin Transit's fixed route service includes express service between Centralia and Tumwater/Olympia, where Twin Transit connects with Intercity Transit, Greys Harbor Transit, Mason Transit, and Rural Transit; also, between Centralia and the Castle Rock Visitor Center/Park & Ride onto Kelso, WA where it connects with RiverCities Transit.

Cowlitz Tribe Transit

The Cowlitz Indian Tribe provides public transit service to rural residents in South Lewis and Cowlitz Counties Monday through Friday who live up to 20 miles from the I5 corridor. The Tribe does not provide service within Longview except when requested by a tribal member. People needing transportation within Longview and Kelso are referred to RCT.

Intermodal Connections

Several other services provide regional public transportation connections. RCT makes connections with Amtrak at the Kelso Train Depot. It also connects with several rural and paratransit providers, as previously described. Greyhound and FlixBus discontinued intercity motorcoach service to Kelso in 2024.

State and Agency Goals, Objectives, and Strategies

Efforts by RiverCities Transit from 2025-2030 will address the following strategies. The figure below (Figure 9 Goals, Objectives, and Strategies) shows how RCT’s strategies align with the state goals established in the Washington State Transportation Plan and defined below.

Goals, Objectives and Strategies	State Goal Areas					
	Economic Vitality	Preservation	Safety	Mobility	Environment	Stewardship
Operate transportation systems reliably and responsibly.	X	X				X
Provide viable mobility choices for the customer and expand the system to accommodate growth and future transportation infrastructure.	X		X	X		X
Implement facilities and equipment solutions that are in the best interest of the community.	X	X	X	X	X	X

Figure 9 Goals, Objectives, and Strategies Table

- **Economic Vitality:** To promote and develop transportation systems that stimulate, support, and enhance the movement of people and goods to ensure a prosperous economy.
- **Preservation:** To maintain, preserve, and extend the life and utility of prior investments in transportation systems and services.
- **Safety:** To provide for and improve the safety and security of transportation customers and the transportation system.
- **Mobility:** To improve the predictable movement of goods and people throughout Washington State.
- **Environment:** To enhance Washington’s quality of life through transportation investments that promote energy conservation, enhance healthy communities, and protect the environment.
- **Stewardship:** To continuously improve the quality, effectiveness, and efficiency of the transportation system.

Local performance measures and targets

Vehicle Load

Vehicle load indicates the extent or probability of overcrowding and may indicate the need for additional vehicles to maintain useful service. RCT monitors the vehicle load factor to ensure that it does not exceed 1.5. A vehicle load factor of 1.5 would mean all thirty-two seats are occupied, with approximately sixteen passengers left standing. Vehicle Load Factor is reviewed regularly using passenger count data to determine whether additional capacity should be added to specific trips or routes based on passenger demand.

Vehicle Headway

RiverCities Transit has a vehicle headway goal of at least 45-minute headways on all routes. RCT currently operates eight routes on 60-minute headways and one route on a variable headway of 20 to 30 minutes. Several factors, including ridership productivity, transit and pedestrian friendly streets, and density of transit dependent population and activities, will determine headway standards for future routes.

On-Time Performance

On-time performance is an indicator of RCT's service reliability. A bus is considered late if it departs the published time point five or more minutes later than the scheduled time. A bus is considered early if it leaves from a published time point before the scheduled departure. It is RCT's goal to be on time at least 90 percent of the time.

Service Availability

RCT aims to ensure all residents of the urbanized area live within one-half mile of a bus stop provided geographic constraints, such as rivers and topography. Transit access is determined using the Geographic Information Systems (GIS) by mapping the distance of all bus stops to the centroid of 2020 Census block groups.

Preventive Maintenance

RiverCities Transit's preventive maintenance intervals for fleet vehicles are conducted based on the number of miles driven and are met within +/- 10% of the defined mileage. These preventive maintenance schedules are adhered to at least 80% of the time to meet FTA's required on-time threshold, with a goal of completing preventative maintenance 100% on time.

State of Good Repair

Decisions to repair, replace, and expand capital assets are conducted based on the ongoing communication between Fleet, Transit, and the Executive Office of the City of Longview. The condition rating, defined in the table below (Figure 10 Transit Asset Condition Rating Scale), serves as a guide to help prioritize assets that are in need of replacement to keep them in a state of good repair. Assets

listed between a 1 or 2 on the condition rating scale are prioritized first for replacement. Those listed as a 3 or 4 may be candidates for a rebuild or overhaul.

TRANSIT ASSET CONDITION RATING SCALE

Asset CONDITION CRITERIA				Asset RATING SCALE		
Asset Useful Life Benchmark (ULB)	Asset Condition	Asset Performance	Asset Level of Maintenance Required	Rating	Rating Description	Rating Range
Percent of ULB Based on Age Remaining	Quality, Level of Maintenance Required	Reliability, Safety, Meets Industry Standards	Level of Preventive and Corrective Maintenance			
Asset is new or nearly new 75% - 100%	Asset is new or like new	Asset meets or exceeds all performance and reliability metrics, industry standards	Asset requires routine preventative maintenance according to scheduled maintenance cycles.	5	Excellent	4.8 to 5.0
Asset is nearing or at its mid-point of ULB 50%-75%	Asset is showing minimal signs of wear and deterioration	Asset generally meets performance and reliability, based on manufacturer's performance standards	Asset needs some minor repairs for minor subcomponents between maintenance cycles	4	Good	4.0 to 4.7
Asset has passed its mid-point of ULB 25%-50%	Asset is showing moderately signs of defective or deteriorated components	Asset's performance and reliability may decrease and cause service interruption for none schedule maintenance	Asset needs more frequent minor repairs on subcomponents.	3	Adequate	3.0 to 3.9
Asset nearing or at end of its ULB 0%-25%	Asset's major subcomponents needs to be rebuilt or replace	Asset performance and reliability is becoming more substantial, but does not pose safety risk	Asset's maintenance is significant increased in repairs between preventative maintenance cycles	2	Marginal	2.0 to 2.9
Asset passed its ULB	Asset is no longer serviceable	Asset does not meet performance standards and would pose safety hazard if put in service	Major component failures	1	Poor	1.0 to 1.9
Asset ULB	Asset Condition	Asset Performance	Level of Maintenance	Asset Condition Rating		
3	4	2	3	3		

Enter a value between 1 and 5 for each condition criteria above.

Use this asset condition rating scale for each asset, equipment and facility.

3 points or greater rating scale, the asset is in SGR

Less than 3 points rating scale, the asset is NOT in SGR

Figure 10 Transit Asset Condition Rating Scale Table

Useful Life Benchmark (ULB)

Rolling stock useful life begins when the vehicle is placed in revenue service and continues until it is removed from revenue service. Useful live benchmark is the measure agencies use to track the performance of revenue vehicles (rolling stock) to set their performance measures targets. Each vehicle type's ULB estimates how many years that vehicle can be in service and still be in a state of good repair. RCT's ULB for each revenue vehicle type is listed in the table below. Figure 11 RCT's ULB Table

Vehicle Type	RCT's ULB (In Years)
Automobile	8
Bus	14
Cutaway	10
Minivan	8

Figure 11 RCT's ULB Table

Planned Capital Expenses

Year	Project	Preservation	Expansion
2025	35' Coach	1	
	Low-Floor Fixed Route Cutaway	1	
	ADA Minivans	2	
	Lift-equipped Supervisor Van		1
2026	Bus Mid-life Overhaul	1	
	Transit Facilities Truck	1	
	ADA Supervisor Vehicle	1	
	ADA Cutaways	2	
	Fixed Route Cutaways		2
2027	35' Coach	2	
	Bus Mid-life Overhaul	1	
	Staff Vehicle	1	
	ADA Cutaways	2	
	Bus Stop Amenities & Pads		
2028	35' Coach	1	
2029	35' Coach	2	
	ADA Cutaways	2	
	Alternative vehicle power system		
2030	35' Coach	2	
	ADA Cutaway	1	
	Operator Relief Vehicle	1	

Figure 12 RCT Six Year Capital Programming

Planned Operating Changes

Changes to service hours, facilities, and equipment will be a direct result of available revenue for the next six years. As a public agency, RiverCities Transit cannot increase our main revenue stream without a public vote. So far in 2025 and with the support of the CTA Board, RCT responded to one potential regional service loss and the availability of additional funding to add two routes on July 1, 2025. With the support of two years of state funding, Route 511 will begin operation on the I-5 corridor previously served by CAP Transportation. This route will continue to stop in Longview, Kalama, Woodland, and Vancouver, with the addition of a stop at the Cowlitz Reservation. With the support of federal funding transferred from Oregon DOT and funding from the City of Rainier, Oregon, Route 433 will begin operation between Longview and two locations in Rainier. Currently, federal funding supporting this service covers at least four years. The continuation of service to the Lexington-Beacon Hill neighborhoods will be reconsidered in September 2025. Within the next few years, the primary goal will be to preserve existing service levels and keep expenditures stable while exploring the need for expanded evening service hours in some areas. RCT will continue to monitor ridership and plans to meet growing demand accordingly. The goal in 2027 is to complete a system-wide service study, including a survey of riders and residents, to determine the best mix of services for the future.

Year	Preservation	Expansion
2025	Annual service updates	Pilot: One mile ADA paratransit zone Add commuter bus service to Rainier and to Vancouver
2026	Annual service updates Apply for grants to maintain I-5 service through 2027-2031	Evaluate expanded ADA zone
2027	Conduct system-wide service study	Evaluate demand for later evening service
2028	Annual service updates	No change
2029	Annual service updates	No change
2030	Annual service updates	No change

Figure 13 RCT's Operational Changes Table

Multiyear Financial Plan

Capital Improvement:

- Vehicle replacements are expected to be grant funded at up to 80%, matched at 20%, or more if necessary, by local funds.
- Bus stop improvements are expected to be grant funded at 80%, matched at 20% by local funds.
- Other improvements and preservation will be funded by reserves and appropriated through the capital budget presented annually.

Multiyear Capital Purchases

Capital Expenditure	2025	2026	2027	2028	2029	2030
Cutaways	282,700	986,000	400,000		400,000	250,000
Coaches	990,000		972,720	500,000	2,000,000	2,000,000
ADA Minivans	178,150					
Alternate vehicle power system					1,500,000	
Bus stop improvements	5,480	150,000	50,000	25,000		
Supervisor vehicles	112,600	36,000				
Other vehicles		150,000	38,000			40,000
Bus overhauls		356,250	356,250			
Total Capital Expenditures	1,568,930	1,678,250	1,816,970	525,000	3,900,000	2,290,000
Capital Revenue	2025	2026	2027	2028	2029	2030
Federal Grants	427,750	753,800	1,413,580	400,000	1,520,000	903,200
State Grants	788,300	457,600	25,000	0	1,600,000	800,000
Local Funds	352,880	466,850	378,390	125,000	780,000	458,000
Total Capital Revenue	1,568,930	1,678,250	1,816,970	525,000	3,900,000	2,290,000

Figure 14 Multiyear Capital Purchases Table

Operating Financial Assumptions:

- Local Sales Tax – A 1.4% growth rate has been used to project out through 2030.
- Operating Grants – RCT receives Federal Transit Administration 5307 formula funds that can be used for operations or capital. Staff will apply for select federal competitive capital funds for vehicle replacements as well. The WSDOT formula and competitive Paratransit grants and the Transit Support grant are dependent upon Climate Commitment Act funding.
- Fares – Assumes 6% growth from projected 2025 fare revenue.
- Salaries and Benefits – The Transit Operator contract with the Amalgamated Transit Union provides for a 4% wage increase in 2025 and 3.5% in 2026 and 2027, as well as longevity pay increases. A 3.5% increase in wages and benefits is assumed per year in years 2028-2030.
- Fuel and Maintenance – Assumed 4% growth.
- Liability Insurance – The insurance market has seen significant premium increases due to the volume of property claims, social costs, and other factors.
- The ADA Paratransit (LIFT) contractor assumes its liability and vehicle property insurance coverage and expenses effective November 2025.
- Other Goods and Services – Assumed 3% growth.
- If operating expenses continue to increase faster than revenue, use of reserves for the required operating match, as well as capital match for replacement vehicles, will limit potential schedule or geographic service growth.

Multiyear Operating Financial Plan

Operating Revenue	2025 Projected	2026 Projected	2027 Projected	2028 Projected	2029 Projected	2030 Projected
Federal Operating Grants	1,516,645	1,322,880	1,812,445	1,836,145	1,407,680	1,438,560
WSDOT Competitive Grant	104,850	209,700	214,660	219,620	225,000	225,000
WSDOT Formula Grants	709,185	745,965	760,885	776,100	791,625	807,455
CTA Revenue (Sales Tax, LCC, Interest)	5,774,220	6,212,395	6,299,365	6,387,555	6,476,985	6,567,660
Farebox	156,000	165,360	175,280	185,800	196,945	208,765
WSTIP Grants	4,500	9,500	9,500	9,500	9,500	9,500
Building Lease	11,830	12,245	12,675	13,115	13,575	14,050
State Pool	43,280	6,000	6,000	6,000	6,000	6,000
Other Recoveries	1,500	1,550	1,550	1,550	1,550	1,550
Total Operating Revenue	8,322,010	8,685,595	9,292,360	9,435,685	9,128,860	9,278,540
Annual % Change	-5.8%	0.1%	7.0%	1.5%	-3.3%	1.6%
Operating and Maintenance Expenses	2025 Projected	2026 Projected	2027 Projected	2028 Projected	2029 Projected	2030 Projected
Fixed Route						
Salaries & Wages	2,175,135	2,251,265	2,330,060	2,411,610	2,496,015	2,583,380
Personnel Benefits	1,096,165	1,134,530	1,174,240	1,215,340	1,257,875	1,301,900
Supplies	24,830	25,575	26,340	27,130	27,945	28,785
Liability Insurance	142,215	166,765	187,445	209,690	228,655	249,520
Other services & charges	817,450	842,005	867,265	893,280	920,080	947,685
Fuel and Vehicle Maintenance	776,810	815,650	856,435	899,255	944,220	991,430
ADA Paratransit						
Contract for services	1,314,685	1,601,265	1,665,315	1,731,925	1,801,205	1,873,250
Fuel and Maintenance - ADA	205,515	215,790	226,580	237,910	249,805	262,295
Liability Insurance	85,510	0	0	0	0	0
Other services & charges	112,615	115,995	119,475	123,055	126,750	130,550
Total Operating Expenses	6,750,930	7,168,840	7,453,155	7,749,195	8,052,550	8,368,795

Figure 15 RCT's Multiyear Operating Financial Plan

Projects of Regional Significance

Year	Project Name	Total Project Cost
2025	South Kelso Railroad Crossing	\$29,300,000
2026	Beech Street Corridor Safety	\$49,724,000
2026	Columbia Heights Road Reconstruction	\$16,622,000
2027	14 th Ave Construction	\$3,770,000
2028	Washington Way/Nichols/26 th Roundabout	\$7,670,000
2030	Ocean Beach Highway Corridor	\$3,960,000

Figure 16 Projects of Regional Significance

2024 Accomplishments

Community Outreach and Partnership Accomplishments

The Mobility Supervisor participates with the City of Longview Accessibility Advisory board. She or the Transit Manager also represent RCT in other groups.

- Continued participating in regional information forums to exchange information with local and regional elected officials, public works directors, and senate staff.
 - Continued participating in the Metropolitan Planning Organization (MPO) Technical Advisory Committee meetings.
 - Continued participating in the Southwest Washington Regional Transportation Planning Organization (SWRTPO)
 - Maintained a Facebook page and RCTransit.org blog posts to communicate with our riders and the community.
 - Helped produce and publish a series of “How-To-Ride” and “Transit is Why” videos.
 - Participated in local Community Resource Meetings and community events.
 - Held travel training events with local high school staff and students in partnership with the Cowlitz-Wahkiakum Council of Governments’ Mobility Management Coordinator.
- System Accomplishments

Ridership

The overall system continues to show a slow recovery from the COVID-19 pandemic. Fixed ridership in 2024 grew by 11.8% over 2023. ADA Paratransit ridership grew by 13.2% over the year.

Facilities

The City Shop roof and HVAC system were replaced improving useful life and energy efficiency.

Operating and Performance Data 2024-2029

Fixed Route	2024	2025	2026	2027	2028	2029
	Actual	Projected	Projected	Projected	Projected	Projected
<i>Revenue Vehicle Hours</i>	28,670	30,170	32,245	32,245	32,245	32,245
<i>Total Vehicle Hours</i>	29,700	31,255	33,210	33,210	33,210	33,210
<i>Revenue Vehicle Miles</i>	364,453	376,955	464,739	464,739	464,739	464,739
<i>Total Vehicle Miles</i>	376,202	388,265	479,706	479,706	479,706	479,706
<i>Passenger Trips</i>	271,500	299,950	329,945	362,940	399,235	439,155
<i>Diesel Fuel Consumed (Gal)</i>	69,395	71,600	71,600	71,600	71,600	81,600
<i>Unleaded Fuel Consumed (Gal)</i>	4,197	6,500	22,200	22,200	22,200	12,200

Figure 17 RCT's Fixed Route 2024 – 2029 Performance Data

Paratransit	2024	2025	2026	2027	2028	2029
	Actual	Projected	Projected	Projected	Projected	Projected
<i>Revenue Vehicle Hours</i>	15,762	17,020	18,380	19,850	21,440	23,155
<i>Total Vehicle Hours</i>	17,417	18,825	20,330	21,955	23,715	25,610
<i>Revenue Vehicle Miles</i>	133,148	146,140	160,025	175,225	191,870	210,100
<i>Total Vehicle Miles</i>	147,968	161,920	177,300	194,140	212,590	232,750
<i>Passenger Trips</i>	36,301	40,265	44,655	49,520	54,220	60,905
<i>Gasoline Fuel Consumed (Gal)</i>	15,516	16,400	17,000	19,000	20,000	20,000
<i>Propane Fuel Consumed (Gal)</i>	13,478	16,000	17,700	19,800	22,500	26,500

Figure 18 RCT's Paratransit 2024 – 2029 Performance Data

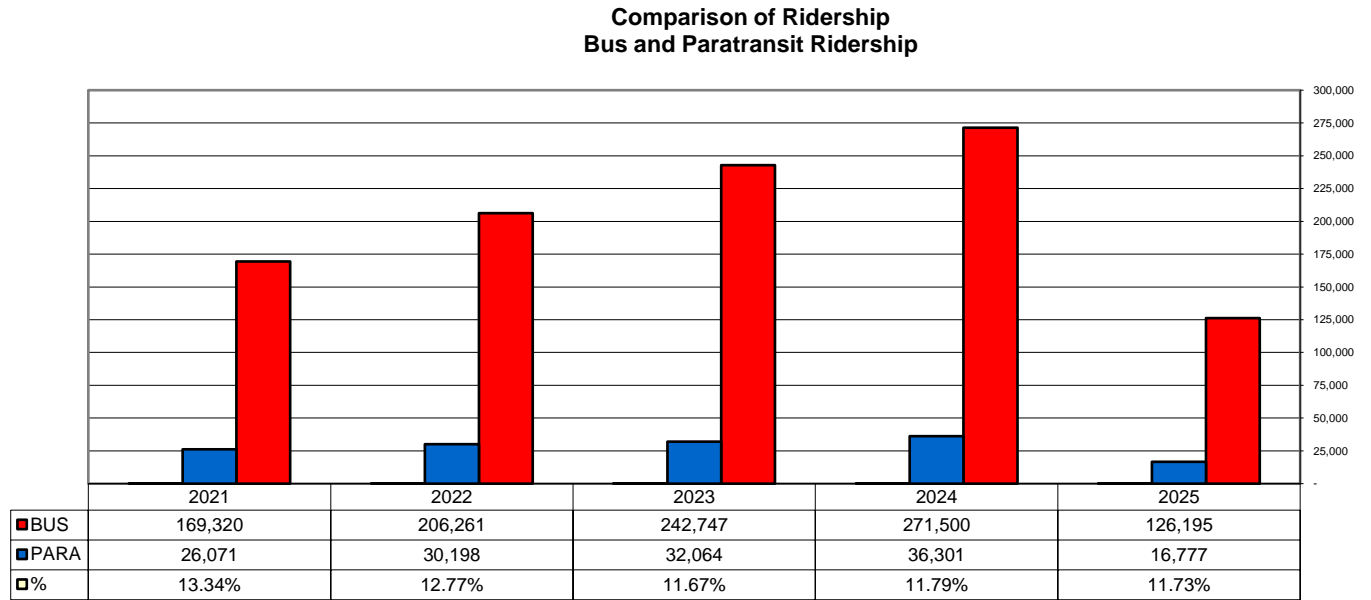


Figure 19 RCT's Fixed Route and Paratransit Ridership Comparison

Appendix A – Notice of Public Hearing

Notice of Public Hearing published in the Longview Daily News.

NOTICE OF PUBLIC HEARING

COWLITZ TRANSIT AUTHORITY

NOTICE IS HEREBY GIVEN, in accordance with RCW Chapter 42.30, that the Cowlitz Transit Authority will hold a Public Hearing on **Wednesday, July 09, 2025, at 4:00 p.m.** in the Longview City Hall Council Chambers, 1525 Broadway St., Longview, Washington and by virtual Zoom Webinar.

The purpose of the hearing is to receive any comments concerning the adoption of the Transit Development Plan 2025-2030 and 2024 Annual Report for RiverCities Transit.

The City Hall is accessible for persons with disabilities. Please let us know forty-eight (48) hours in advance if you will need any special accommodations to attend the meeting.

Any person interested may attend and be heard on said matter via a moderator. For information about Zoom accessibility, please contact the Clerk of the Board's Office at (360) 442-5664

Zoom meeting link: <https://us02web.zoom.us/j/89844443333>

Dial any of the following numbers:

1 253 215 8782

1 346 248 7799

1 408 638 0968

1 669 900 6833

1 301 715 8592

1 312 626 6799

1 646 876 9923

Webinar ID: 898 4444 3333

No Registration Required

Published: June 26, 2025 and July 3, 2025, in the Longview Daily News

Appendix B - Capital Projects and Estimated Expenditures

Capital Expenditure	2025	2026	2027	2028	2029	2030
Cutaways	460,850	986,000	400,000		400,000	250,000
	2 ADA minivans, 1 low-floor 28'	2 LIFT and 2 28' Fixed Rte	2 LIFT		2 LIFT	1 alt powered LIFT
Coaches	992,000		972,720	500,000	2,000,000	2,000,000
	1 Hybrid 35'		2 Biodiesel 35'	1 Biodiesel 35'	2 alternate powered coaches	2 alternate powered coaches
Infrastructure improvements					1,500,000	
					Alternate vehicle power system	
Bus stop improvements	5,480	150,000	50,000	25,000		
	Braille signage	Shelters, amenities, and pads	Amenities and pads	Amenities and pads		
Supervisor vehicles	112,600	36,000				
	1 Lift-equipped van	ADA supervisor car				
Relief vehicles		150,000	38,000			40,000
		Transit facilities truck	Staff car			Driver relief car
Bus overhauls		356,250	356,250			
		1 Bus to extend useful life	1 Bus to extend useful life			
Total Capital Expenditures	1,570,930	1,678,250	1,816,970	525,000	3,900,000	2,290,000

All vehicle purchases are replacements for vehicles that have reached the end of their useful life, with the exception of one coach replacement due to a bus totaled after a rear-end accident.