



## Agenda

### Cowlitz Transit Authority

*Lisa Alexander (Chair), MaryAlice Wallis (Co-Chair), Kennan Harvey,  
Erik Halvorson, Anthony Harris (Nonvoting), Steven Ferrell, Spencer Boudreau (Alternate),  
Mike Karnofski (Alternate), Richard Dahl (Alternate)*

Wednesday, August 13, 2025

4:00 PM

Hybrid Meeting  
Longview Council Chambers  
1525 Broadway St, Longview

**NOTICE IS HEREBY GIVEN, in accordance with RCW Chapter 42.30, the Cowlitz Transit Authority will conduct a Regular Board Meeting on Wednesday, August 13, 2025, at 4:00 p.m. in the Longview City Hall Council Chamber, 1525 Broadway St, Longview, WA. This meeting is also available by Zoom.**

**Agendas are made available the Friday before the meeting at [www.mylongview.com](http://www.mylongview.com) under “Agendas & Minutes.”**

**Zoom meeting link: <https://us02web.zoom.us/j/89844443333>**

**Telephone options (dial any of the following numbers):**

- 1 253 215 8782
- 1 408 638 0968
- 1 669 900 6833
- 1 346 248 7799
- 1 312 626 6799
- 1 646 876 9923
- 1 301 715 8592

**Webinar ID: 898 4444 3333**

**Longview City Hall is accessible for persons with disabilities. Special equipment to assist the hearing impaired is also available. Please contact the Board Clerk’s Office at (360) 442-5664 at least forty-eight (48) hours in advance if you require special accommodations to attend the meeting.**

**Written comments may be submitted up to forty-eight (48) hours in advance via email at [customerservice@rctransit.org](mailto:customerservice@rctransit.org).**

**Next meeting**

**Wednesday, September 10, 2025 @ KELS0 CITY HALL  
4:00 p.m. – Regular Board Meeting**

1. **CALL TO ORDER**
2. **FLAG SALUTE**
3. **ROLL CALL**
4. **PUBLIC COMMENTS**
5. **CONSIDERATION OF MINUTES FOR JULY 9, 2025**  
25-00731 2025 07 09 CTA Board Minutes
6. **CONSENT CALENDAR**  
25-00732 2025 June CTA Treasurer's Report  
25-00733 2025 June CTA Fund Balance Report  
25-00734 Invoice #2025-09 - City of Longview \$521,128.00  
25-00735 Invoice #444 - CWCOG - Jul-Dec 2025 Match \$3,125.00  
25-00736 Invoice #448 - CWCOG - LKRATS Q4 - Apr-Jun25 \$2,964.06
7. **REPORTS**  
25-00737 2025 Annual Fixed Route Ridership  
25-00738 2025 July Daily Fixed Route Ridership  
25-00739 2025 July Daily Fixed Route Ridership by Hour  
25-00740 2025 July Fixed Route Average Passengers per Trip  
25-00741 2025 July LIFT Monthly Ridership  
25-00742 Five Year Ridership Graph  
25-00743 PTBA Sales Tax Data 2025 vs. 2024
8. **AGENDA SUMMARY - ESTABLISH PUBLIC HEARING REGARDING TRANSIT SERVICE TO THE LEXINGTON-BEACON HILL COMMUNITY**  
25-00744 **SUMMARY STATEMENT:**  
RiverCities Transit staff will present information to the CTA Board so they may consider continuing, reducing, or eliminating transit service and will promote public comment on the proposal.  
  
The proposed service change will be published for comment on August 20, 2025.  
  
**RECOMMENDED ACTION:**  
Establish a public hearing to be held at the September 10, 2025, CTA Board Meeting to receive comments on the proposed service change.
9. **MANAGER'S REPORT**

10. MISCELLANEOUS

11. ADJOURNMENT



# Minutes

## Agenda

### Cowlitz Transit Authority

*Lisa Alexander (Chair), MaryAlice Wallis (Co-Chair), Kennan Harvey,  
Erik Halvorson, Anthony Harris (Nonvoting), Steven Ferrell, Spencer Boudreau (Alternate),  
Mike Karnofski (Alternate), Richard Dahl (Alternate)*

Wednesday, July 9, 2025

4:00 PM

**Hybrid Meeting**  
**Longview Council Chambers**  
**1525 Broadway St, Longview**

**NOTICE IS HEREBY GIVEN**, in accordance with RCW Chapter 42.30, the Cowlitz Transit Authority will conduct a **Regular Board Meeting** on **Wednesday, July 9, 2025, at 4:00 p.m.** in the Longview City Hall Council Chamber, 1525 Broadway St, Longview, WA. This meeting is also available by Zoom.

**AND,**

**NOTICE IS HEREBY GIVEN**, in accordance with RCW Chapter 42.30, the Cowlitz Transit Authority will conduct a **Public Hearing** on **Wednesday, July 9, 2025, at 4:00 p.m.** in the Longview City Hall Council Chamber, 1525 Broadway St, Longview, WA. This meeting is also available by Zoom.

The purpose of the hearing is to receive any comments concerning the adoption of the Transit Development Plan 2025-2030 and 2024 Annual Report for RiverCities Transit.

Agendas are made available the Friday before the meeting at [www.mylongview.com](http://www.mylongview.com) under “Agendas & Minutes.”

Zoom meeting link: <https://us02web.zoom.us/j/89844443333>

Telephone options (dial any of the following numbers):

1 253 215 8782

1 408 638 0968

1 669 900 6833

1 346 248 7799

1 312 626 6799

1 646 876 9923

1 301 715 8592

Webinar ID: 898 4444 3333

Longview City Hall is accessible for persons with disabilities. Special equipment to assist the hearing impaired is also available. Please contact the Board Clerk’s Office at (360) 442-5664 at least forty-eight (48) hours in advance if you require special accommodations to attend the meeting.

Written comments may be submitted up to forty-eight (48) hours in advance via email at [customerservice@rctransit.org](mailto:customerservice@rctransit.org).

#### **Next meeting**

Wednesday, August 13, 2025

4:00 p.m. – Regular Board Meeting

**1. CALL TO ORDER**

Chair Alexander called the meeting to order at 4:01 pm.

**2. FLAG SALUTE**

The flag salute was recited.

**3. ROLL CALL**

Present: Chair Lisa Alexander; Vice-Chair MaryAlice Wallis; Member Keenan Harvey; Member Steven Ferrell

Absent: Member Erik Halvorson; Member Anthony Harris; Member (Alternate) Mike Karnofski; Member (Alternate) Spencer Boudreau; Member (Alternate) Richard Dahl

Staff Present: Jim Seeks, Transit Manager; Chris Collins, Assistant City Manager; Steve Hansen, Assistant Public Works Director; Doreen Daggett, Transit Supervisor; Tara Hargrave, Clerk of the Board

Others Present: Betsy DeSpain, Paratransit Regional Manager; Sheila Harmon, Paratransit Manager; CWCOG

**4. PUBLIC COMMENTS**

None.

**5. CONSIDERATION OF MINUTES FOR JUNE 11, 2025 MEETING**

A motion was made by Member Wallis, seconded by Member Harvey to approve the June 11, 2025 Cowlitz Transit Authority Regular Board Meeting Minutes as Amended. The motion carried unanimously.

**25-00639 2025 06 11 CTA Board Minutes**

**6. CONSENT CALENDAR**

A motion was made by Member Harvey, seconded by Member Wallis to approve the Consent Calendar in its entirety as presented. The motion carried unanimously.

**25-00587 2025 May CTA Treasurer's Report**

**25-00588 2025 May CTA Fund Balance Report**

**25-00589 Invoice #2025-08 - City of Longview \$521,128.00**

**25-00640 Invoice #E69B1C00-0008 - The Daily News \$376.33**

**7. REPORTS**

**25-00590 2025 Annual Fixed Route Ridership**

**25-00591 2025 June Daily Fixed Route Ridership**

**25-00592 2025 June Daily Fixed Route Ridership by Hour**

**25-00593 2025 June Fixed Route Average Passengers per Trip**

**25-00594 2025 June LIFT Monthly Ridership**

25-00595 Five Year Ridership Graph

25-00596 PTBA Sales Tax Data 2025 vs. 2024

8. **AGENDA SUMMARY - AUTHORIZATION TO SIGN TRANSIT AGENCY SALES TAX COLLECTION CERTIFICATION FORM**

Transit Manager Seeks reported on ESSB 5161.

A motion was made by Member Wallis, seconded by Member Harvey to authorize the Chair to sign the Transit Agency Sales Tax Collection Certification Form. The motion carried unanimously.

**25-00644 SUMMARY OF STATEMENT:**

**ESSB 5161, passed by the Washington Legislature and signed by Governor Ferguson, carried with it a requirement that each transit agency receiving any state transit grant certify that the agency will not delay, divert, supplant, or suspend the collection of approved local sales and use taxes for the purpose of public transportation during the 2025-2027 fiscal biennium.**

**RECOMMENDED ACTION:**

**Motion to authorize the Chair to sign the Transit Agency Sales Tax Collection Certification Form.**

**ATTACHMENT:**

**Attachment 1 – Excerpt from ESSB 5161**

9. **AGENDA SUMMARY - PUBLIC HEARING ON 2025-2030 TRANSIT DEVELOPMENT PLAN AND 2024 ANNUAL REPORT**

Transit Manager Seeks reported on the Transit Development Plan.

Chair Alexander opened the public hearing at 4:12 pm, called for public comment, no public comment was received, and closed the public hearing at 4:12 pm.

Member Wallis made a motion, seconded by Member Harvey to approve the RiverCities Transit 2025-2030 Transit Development plan and 2024 Annual Report.

**25-00645 SUMMARY STATEMENT:**

**The Transit Development Plan (TDP) is drafted by RiverCities Staff and approved by the Cowlitz Transit Authority annually. It serves to fulfill both RCW's 35.58.2795 and 35.58.2796 which requires the creation of a Public Transportation System Six-Year Transit Plan and Annual Report, respectively.**

**RECOMMENDED ACTION:**

**Hold public hearing to review the 2025-2030 Transit Development Plan and 2024 Annual Report.**

**THEN:**

**Motion to approve the RiverCities Transit 2025-2030 Transit Development Plan and 2024 Annual Report.**

10. **MANAGER'S REPORT**

Transit Manager Seeks reported on new operators, the start of the new routes (433 & 511), and CC Rider connections in Rainier.

Mobility Supervisor Daggett reported on new route radio commercials and Summer Parks & Rec Rider Groups.

Paratransit Manager Harmon reported being fully staffed and may add one more part-time on-call driver.

**11. MISCELLANEOUS**

Chair Alexander gave kudos to RiverCities Transit for being able to step up and cover the Vancouver route, and reported that Kalama Fair, Rainier Days in the Park, and the STP bike ride is this weekend.

Chair Alexander also mentioned that the September CTA Board Meeting will be held at Kelso City Hall.

**12. ADJOURNMENT**

Chair Alexander adjourned the meeting at 4:22 pm.

---

Lisa Alexander, Chair

---

Tara Hargrave, Clerk of the Board

**69701 TRANSIT AUTHORITY**

**930100 TRANSIT AUTHORITY**

Account Information	BARS Information	Beg Balance	Debits	Credits	Change	End Balance
1111000 CASH		807,651.79	523,391.52	- 533,919.90	- 10,528.38	797,123.41
1180000 INVESTMENTS		6,360,060.79	23,784.90	0.00	23,784.90	6,383,845.69
2131020 ACCOUNTS PAYABLE - AP MODULE		0.00	510,135.00	- 510,135.00	0.00	0.00
2880000 UNRESERVED FUND BALANCE		- 7,285,653.79	0.00	0.00	0.00	- 7,285,653.79
3132100 PUBLIC TRANSPORTATION SYSTEM	8900000 DISTRICT ACTIVITIES	- 2,382,439.30	0.00	- 498,277.47	- 498,277.47	- 2,880,716.77
3611000 INVESTMENT EARNINGS	8900000 DISTRICT ACTIVITIES	- 94,692.44	0.00	- 23,784.90	- 23,784.90	- 118,477.34
3614000 OTHER INTEREST	8900000 DISTRICT ACTIVITIES	- 6,106.35	0.00	- 1,329.15	- 1,329.15	- 7,435.50
3619000 FMV INVESTMENT EARNINGS	3007800 INTEREST EARNED ON INVESTMENTS	37,205.84	0.00	0.00	0.00	37,205.84
5490010 ELECTION COSTS	8900000 DISTRICT ACTIVITIES	1,337.98	0.00	0.00	0.00	1,337.98
5492000 OTHER	8900000 DISTRICT ACTIVITIES	2,562,635.48	510,135.00	0.00	510,135.00	3,072,770.48
<b>Total</b>		<b>0.00</b>	<b>1,567,446.42</b>	<b>- 1,567,446.42</b>	<b>0.00</b>	<b>0.00</b>

**COWLITZ TRANSIT AUTHORITY FUND BALANCES**  
**For Period Ending: June 30, 2025**

	<u>Current Period</u>	<u>Y-T-D</u>
<b>COWLITZ TRANSIT AUTHORITY</b>		
Beginning Balance: January 1, 2024	\$	7,615,880.86
<b>CTA Revenue</b>		
Metro Sales Tax	498,277.47	2,441,113.12
Interest Earnings/Investments	23,784.90	95,942.87
Local Sales Interest	1,329.15	6,076.75
LCC Ridership Agreement	-	-
Other Miscellaneous Revenue	-	-
Subtotal	\$ 523,391.52	\$ 2,543,132.74
<b>CTA Expenditures</b>		
City of Longview	510,135.00	3,060,810.00
City of Longview - Audit Services		864.60
Legal Counsel/Notices		1,345.76
Transit Center Security Services		-
Misc. (election costs, etc)		1,337.98
Cowlitz-Wahkiakum Council of Governments Dues		3,786.06
Subtotal	\$ 510,135.00	\$ 3,068,144.40
<b>CTA Ending Balance</b>		<b>\$ 7,090,869.20</b>
<b>CITY OF LONGVIEW</b>		
Beginning Balance: January 1, 2024	\$	106,663.45
<b>Longview Revenue</b>		
Federal Grant Competitive- 5339 Replacement Buses	\$ -	\$ -
Federal Grant - CARES ACT 5307 Formula-Operating	\$ -	\$ -
Federal Grant - 5307 Formula- Operating	\$ -	\$ -
Federal Grant Competitive- 5310 Paratransit Operating	\$ -	\$ -
State Grant - Regional Mobility Operating (PTD0105	\$ -	\$ -
WSDOT Transit Support Grant	\$ -	\$ -
Green Transportation Planning - PTD0567	\$ -	\$ -
WSTIP Risk Management Grant (RMG)	\$ -	\$ -
Farebox/Pass Sales	\$ 9,502.24	\$ 72,932.98
Payments from CTA	\$ 510,135.00	\$ 2,550,675.00
State Pool - Interest	\$ -	\$ 18,033.66
Paratransit Office Space Rental	\$ 981.11	\$ 5,886.66
Bank Returns Fees	\$ -	\$ -
Other Misc Revenue	\$ -	\$ (14.00)
Bank One Rebates	\$ -	\$ -
Federal Grant Competitive- 5310 - Replacement Buses	\$ -	\$ -
Miscellaneous Adjustments/Settlements/AR	\$ -	\$ -
Due from other Governments	\$ 609,986.00	\$ 860,831.00
Cashier Over-Short / NSF	\$ -	\$ 50.00
Fixed Assets Sale Proceeds	\$ -	\$ -
Insurance Recoveries	\$ -	\$ -
Other Recoveries / Guest Rider	\$ -	\$ -
Capital Asset Gains (Losses)	\$ -	\$ -
Subtotal	\$ 1,130,604.35	\$ 3,508,395.30
<b>Longview Expenditures</b>		
Subtotal	\$670,617.54	\$3,017,693.76
<b>Longview Ending Balance</b>		<b>\$ 597,364.99</b>
<b>Combined CTA &amp; Longview Ending Balance</b>		<b>\$ 7,688,234.19</b>

# INVOICE

Date: 08/13/2025  
Invoice # 2025-09

City of Longview Transit  
PO Box 128  
Longview, WA 98632  
360-442-5663


**BILL TO** Cowlitz Transit Authority  
207 North 4<sup>th</sup> Avenue  
Kelso WA 98626

Comments

DESCRIPTION	AMOUNT
Public Transit Services for September, 2025	\$521,128.00
<b>AMOUNT DUE</b>	
\$521,128.00	
<b>REMITTANCE</b>	
Statement #	2025-09
Date	08/13/2025
Amount Due	\$521,128.00
Amount Enclosed	

Please make check payable to City of Longview - Transit

Cowlitz-Wahkiakum Council of Governments  
PO Box 128  
Kelso, WA 98626  
+13605773041  
finance@cwkog.org



# INVOICE

**BILL TO**  
Cowlitz Transit  
Authority/RiverCities Transit  
254 Oregon Way  
Longview, WA 98632

**INVOICE # 444**  
**DATE 07/22/2025**  
**DUE DATE 09/05/2025**  
**TERMS Net 45**


---

DESCRIPTION	QTY	RATE	AMOUNT
Mobility Management Match - Jul- Dec 25	1	3,125.00	3,125.00

---

**BALANCE DUE** **\$3,125.00**

Cowlitz-Wahkiakum Council of Governments  
PO Box 128  
Kelso, WA 98626  
+13605773041  
finance@cwkog.org



# INVOICE

**BILL TO**  
Cowlitz Transit  
Authority/RiverCities Transit  
254 Oregon Way  
Longview, WA 98632

INVOICE # 448  
DATE 07/22/2025  
DUE DATE 09/05/2025  
TERMS Net 45

---

DESCRIPTION	QTY	RATE	AMOUNT
LKRATS Q4 (Apr-Jun 25) – Labor	1	1,625.01	1,625.01
LKRATS Q4 (Apr-Jun 25) - Direct Program Costs	1	387.76	387.76
LKRATS Q4 (Apr-Jun 25) - Indirect Program Costs	1	951.29	951.29

---

**BALANCE DUE** **\$2,964.06**

**RIVERCITIES TRANSIT**  
RIDERSHIP BY THE YEAR

YEAR	ROUTE	JAN	FEB	MAR	APR	MAY	JUNE	JULY	AUG	SEPT	OCT	NOV	DEC	TOTAL
2025	30	1,413	1,248	1,279	1,356	1,345	1,178	1,429						9,248
	31	3,924	3,615	3,872	3,898	3,972	3,665	3,608						26,554
	32	2,950	2,785	2,713	3,074	2,803	2,483	2,832						19,640
	33	3,182	2,922	3,490	3,382	3,489	3,328	3,066						22,859
	44	1,991	1,813	2,037	2,147	2,119	2,191	2,337						14,635
	45	7,443	6,975	7,224	7,317	7,343	6,728	6,720						49,750
	46	735	677	701	780	762	651	679						4,985
	57	3,482	3,049	3,423	3,479	3,355	2,838	2,233						21,859
	411	446	484	632	645	425	422	524						3,578
	433								45					
511								1,085						1,085
<b>TOTAL</b>		<b>25,566</b>	<b>23,568</b>	<b>25,371</b>	<b>26,078</b>	<b>25,613</b>	<b>23,484</b>	<b>24,558</b>	<b>0</b>	<b>0</b>	<b>0</b>	<b>0</b>	<b>0</b>	<b>174,238</b>

YEAR	ROUTE	JAN	FEB	MAR	APR	MAY	JUNE	JULY	AUG	SEPT	OCT	NOV	DEC	TOTAL
2024	30	1,099	1,192	1,351	1,534	1,457	1,186	1,403	1,431	1,358	1,505	1,062	1,196	15,774
	31	3,263	3,617	3,983	3,590	3,929	3,458	3,830	4,017	3,706	4,082	3,347	3,600	44,422
	32	2,435	2,613	2,689	2,927	2,819	2,590	3,014	2,749	2,550	2,984	2,683	2,382	32,435
	33	2,166	2,609	2,785	2,789	2,862	2,677	2,776	2,917	2,849	3,235	2,885	2,810	33,360
	44	1,262	1,421	1,588	1,754	1,879	1,585	1,758	1,924	1,778	2,254	1,919	1,804	20,926
	45	5,221	5,988	6,293	6,254	6,440	5,909	6,545	6,646	6,573	7,409	7,060	6,986	77,324
	46	511	531	570	673	616	555	742	608	707	884	712	773	7,882
	57	2,332	2,859	2,779	2,758	2,850	2,234	2,304	2,648	2,828	3,454	3,194	3,059	33,299
	411	410	439	483	676	588	478	542	524	458	611	486	393	6,088
	<b>TOTAL</b>		<b>18,699</b>	<b>21,269</b>	<b>22,521</b>	<b>22,955</b>	<b>23,440</b>	<b>20,672</b>	<b>22,914</b>	<b>23,464</b>	<b>22,807</b>	<b>26,418</b>	<b>23,348</b>	<b>23,003</b>

YEAR	ROUTE	JAN	FEB	MAR	APR	MAY	JUNE	JULY	AUG	SEPT	OCT	NOV	DEC	TOTAL
2023	30	1,197	1,140	1,318	1,111	1,374	1,408	1,332	1,408	1,228	1,304	1,168	1,163	15,151
	31	3,422	3,131	3,732	3,313	3,633	3,660	3,527	4,026	3,606	3,501	3,579	3,652	42,782
	32	2,632	2,302	2,525	2,350	2,472	2,484	2,704	2,828	2,538	2,533	2,608	2,539	30,515
	33	2,595	2,495	2,784	2,414	2,663	2,314	2,402	2,477	2,737	2,784	2,350	2,052	30,067
	44	1,482	1,332	1,652	1,287	1,702	1,607	1,418	1,612	1,483	1,679	1,449	1,392	18,095
	45	5,332	4,822	5,762	5,829	6,196	5,822	5,267	6,364	5,494	5,842	5,598	5,300	67,628
	46	299	240	337	356	463	528	458	566	560	533	560	552	5,452
	57	2,543	2,190	2,471	2,252	2,343	2,387	2,167	2,398	2,389	2,692	2,763	2,126	28,721
	411	171	225	166	279	363	402	388	425	385	437	402	383	4,026
	NCC	86	120	72	32									
<b>TOTAL</b>		<b>19,759</b>	<b>17,997</b>	<b>20,819</b>	<b>19,223</b>	<b>21,209</b>	<b>20,612</b>	<b>19,663</b>	<b>22,104</b>	<b>20,420</b>	<b>21,305</b>	<b>20,477</b>	<b>19,159</b>	<b>242,747</b>

YEAR	ROUTE	JAN	FEB	MAR	APR	MAY	JUNE	JULY	AUG	SEPT	OCT	NOV	DEC	TOTAL
2022	30	754	766	954	894	979	1,089	979	1,209	1,194	1,159	1,004	1,024	12,005
	31	2,258	2,303	3,065	2,931	2,888	3,142	3,056	3,460	3,204	3,102	3,269	3,328	36,006
	32	1,861	1,873	2,302	2,128	2,155	2,285	2,528	2,849	2,858	2,943	2,582	2,267	28,631
	33	1,991	1,986	2,292	2,311	2,111	2,134	1,988	2,336	2,382	2,443	2,344	2,279	26,597
	44	986	1,022	1,350	1,110	1,242	1,511	1,161	1,530	1,458	1,453	1,221	1,282	15,326
	45	3,984	4,401	5,169	4,927	4,937	5,142	4,530	5,419	5,359	5,440	4,966	4,948	59,222
	46	399	353	452	357	402	396	332	471	414	371	301	293	4,541
	57	1,516	1,592	1,860	1,761	1,768	1,834	1,825	2,054	2,066	2,485	2,024	2,026	22,811
	411					61	80	72	82	61	92	78	75	601
	NCC								88	104	160	91	78	521
<b>TOTAL</b>		<b>13,749</b>	<b>14,296</b>	<b>17,444</b>	<b>16,419</b>	<b>16,543</b>	<b>17,613</b>	<b>16,471</b>	<b>19,498</b>	<b>19,100</b>	<b>19,648</b>	<b>17,880</b>	<b>17,600</b>	<b>206,261</b>

YEAR	ROUTE	JAN	FEB	MAR	APR	MAY	JUNE	JULY	AUG	SEPT	OCT	NOV	DEC	TOTAL
2021	30		488	936	976	799	891	925	816	815	781	714	704	8,845
	31	2,687	2,270	2,991	3,047	2,765	2,724	2,931	2,628	2,538	2,516	2,440	2,498	32,035
	32	1,461	1,424	1,861	1,980	1,747	1,897	2,038	1,688	1,770	1,905	1,772	1,951	21,494
	33	1,844	1,406	1,940	2,196	2,064	2,289	2,269	2,055	1,973	2,066	2,106	2,021	24,229
	44		553	1,240	1,265	1,108	1,119	1,237	1,236	1,130	1,201	1,176	1,093	12,358
	45	3,763	3,278	4,891	4,803	4,599	4,538	4,940	4,621	4,509	4,349	4,142	4,174	52,607
	46									272	422	369	400	1,463
	57	926	912	1,452	1,538	1,262	1,362	1,378	1,367	1,681	1,625	1,382	1,396	16,281
<b>TOTAL</b>		<b>10,681</b>	<b>10,331</b>	<b>15,311</b>	<b>15,805</b>	<b>14,344</b>	<b>14,820</b>	<b>15,718</b>	<b>14,411</b>	<b>14,688</b>	<b>14,865</b>	<b>14,101</b>	<b>14,237</b>	<b>169,312</b>

RIVERCITIES TRANSIT DAILY RIDERSHIP REPORT

Jul-25

DATE	ROUTE 30	ROUTE 31	ROUTE 32	ROUTE 33	ROUTE 44	ROUTE 45 A	ROUTE 45 B	ROUTE 46	ROUTE 57	ROUTE 411	ROUTE 433	ROUTE 511	TOTAL
1	62	185	103	138	114	209	112	40	143	27	5	62	1200
2	66	173	127	126	138	168	109	27	122	21	0	58	1135
3	64	204	134	148	97	203	110	25	90	30	0	57	1162
4 H													
5 S		133	73	88		121			56				338
6													
7	51	143	96	122	116	204	102	32	89	17	1	59	1032
8	59	148	96	108	105	180	80	31	101	25	2	49	984
9	54	152	106	131	107	149	107	55	77	20	0	54	1012
10	69	111	100	101	108	174	146	23	61	20	5	55	973
11	49	118	176	97	102	149	100	24	79	115	1	33	1043
12 S		119	80	109		171			36				515
13													
14	47	140	121	128	102	176	99	42	102	13	0	56	1026
15	44	132	97	125	123	194	127	29	85	26	1	51	1034
16	82	118	90	108	111	173	122	35	115	26	3	42	1025
17	57	138	143	110	97	205	95	50	112	22	2	43	1074
18	53	151	94	103	98	167	83	25	64	14	1	44	897
19 S		109	75	107		134			49				474
20													
21	77	149	95	157	103	184	108	31	115	10	3	40	1072
22	53	131	84	135	98	200	114	24	87	18	3	54	1001
23	45	128	107	122	106	164	92	33	92	17	2	47	955
24	53	125	136	141	125	163	87	31	81	9	0	53	1004
25	231	132	155	125	89	151	86	29	74	13	1	39	1125
26 S		104	98	109		108			86				505
27													
28	69	171	111	111	92	169	113	16	99	16	2	47	1016
29	44	151	93	99	115	187	102	30	68	19	3	36	947
30	58	157	94	116	86	178	98	26	92	20	5	54	984
31	42	86	148	102	105	168	79	21	58	26	5	52	892
<b>TOTAL (26)</b>	1429	3608	2832	3066	2337	4449	2271	679	2233	524	45	1085	24558
<b>WEEKDAY TOTAL (22)</b>	1429	3143	2506	2653	2337	3915	2271	679	2006	524	45	1085	22593
<b>SATURDAY/REDUCED DAY TOTAL (4)</b>		465	326	413		534			227				1965
<b>DAILY AVERAGE</b>	65	139	109	118	106	171	103	31	86	24	2	49	939
<b>WEEKDAY AVERAGE</b>	65	143	114	121	106	178	103	31	91	24	2	49	1027
<b>SATURDAY/REDUCED DAY AVERAGE</b>		116	82	103		134			57				458

**Ridership by Hour**  
**7/1/2025 - 7/31/2025**

**Weekday - Passengers by Hour**

Route	630	700	800	900	1000	1100	1200	1300	1400	1500	1600	1700	1800	TOTAL
31	13	144	279	296	342	303	304	298	320	247	267	192	138	3,143
32	13	52	113	296	283	212	265	304	223	252	209	173	111	2,506
33	29	123	215	209	295	251	262	258	266	235	259	175	76	2,653
Route	630	720	820	920	1020	1120	1220	1320	1420	1520	1620	1720	1820	
44	101	102	229	218	202	152	223	262	253	223	179	132	61	2,337
57	44	109	137	214	180	208	177	185	149	183	177	178	65	2,006
Route					1030	1130	1230	1330	1430	1530	1630			
30					185	230	230	243	229	170	142			1,429
Route					1050	1150	1250	1350	1450	1550				
46					115	140	144	105	102	73				679
Route	630	700	730	800	not shown for brevity					1700	1720	1800	1830	
45	115	144	121	172						236	181	111	57	6,186
Route	630	715	815	915	1115		1215	1415		1515	1615	1715		
411	5	23	42	59	102		55	126		33	25	54		524
Route			820	1120		1420		1620		1820				
433			10	10		14		9		2				45
Route	630	730	1000		1047	1200	1300	1400	1447	1630	1730			
511	159	79	101		52	140	129	67	79	159	120			1,085

**Saturday - Passengers by Hour**

Route	800	900	1000	1100	1200	1300	1400	1500	1600	1700	TOTAL			
31	33	28	63	40	54	68	68	48	35	28	465			
32	8	28	34	48	45	36	36	38	28	25	326			
33	43	35	39	39	42	80	36	45	30	24	413			
Route	820	920	1020	1120	1220	1320	1420	1520	1620	1720				
57	19	16	22	26	21	31	30	28	23	11	227			
Route	800	830	900	930	not shown for brevity					1600	1630	1700	1730	
45	19	16	33	29						39	18	18	7	534

**Total Fixed Route**

**24,558**

**Average Passengers per Trip**  
**7/1/2025 - 7/31/2025**

**Weekday**

Route	630	700	800	900	1000	1100	1200	1300	1400	1500	1600	1700	1800	Passengers per Revenue Service Hr	Avg daily boardings
31	0.6	6.5	12.7	13.5	15.5	13.8	13.8	13.5	14.5	11.2	12.1	8.7	6.3	11.7	143
32	0.6	2.4	5.1	13.5	12.9	9.6	12.0	13.8	10.1	11.5	9.5	7.9	5.0	9.3	114
33	1.3	5.6	9.8	9.5	13.4	11.4	11.9	11.7	12.1	10.7	11.8	8.0	3.5	9.9	121
Route	630	720	820	920	1020	1120	1220	1320	1420	1520	1620	1720	1820		
44	4.6	4.6	10.4	9.9	9.2	6.9	10.1	11.9	11.5	10.1	8.1	6.0	2.8	8.6	106
57	2.0	5.0	6.2	9.7	8.2	9.5	8.0	8.4	6.8	8.3	8.0	8.1	3.0	7.3	91
Route					1030	1130	1230	1330	1430	1530	1630				
30					8.4	10.5	10.5	11.0	10.4	7.7	6.5			9.6	65
Route					1050	1150	1250	1350	1450	1550					
46					5.2	6.4	6.5	4.8	4.6	3.3				5.3	31
Route	630	700	730	800	not shown for brevity					1700	1720	1800	1830		
45	5.2	6.5	5.5	7.8						10.7	8.2	5.0	2.6	14.1	281
Route	630	715	815	915		1115	1215		1415	1515	1615	1715			
411	0.2	1.0	1.9	2.7		4.6	2.5		5.7	1.5	1.1	2.5		2.8	24
Route			820			1120		1420		1620		1820			
433			0.5			0.5		0.6		0.4		0.1		0.9	2
Route	630	730			1000	1047	1200	1300	1400	1447	1630	1730			
511	7.2	3.6			4.6	2.4	6.4	5.9	3.0	3.6	7.2	5.5		5.5	49

**Saturday**

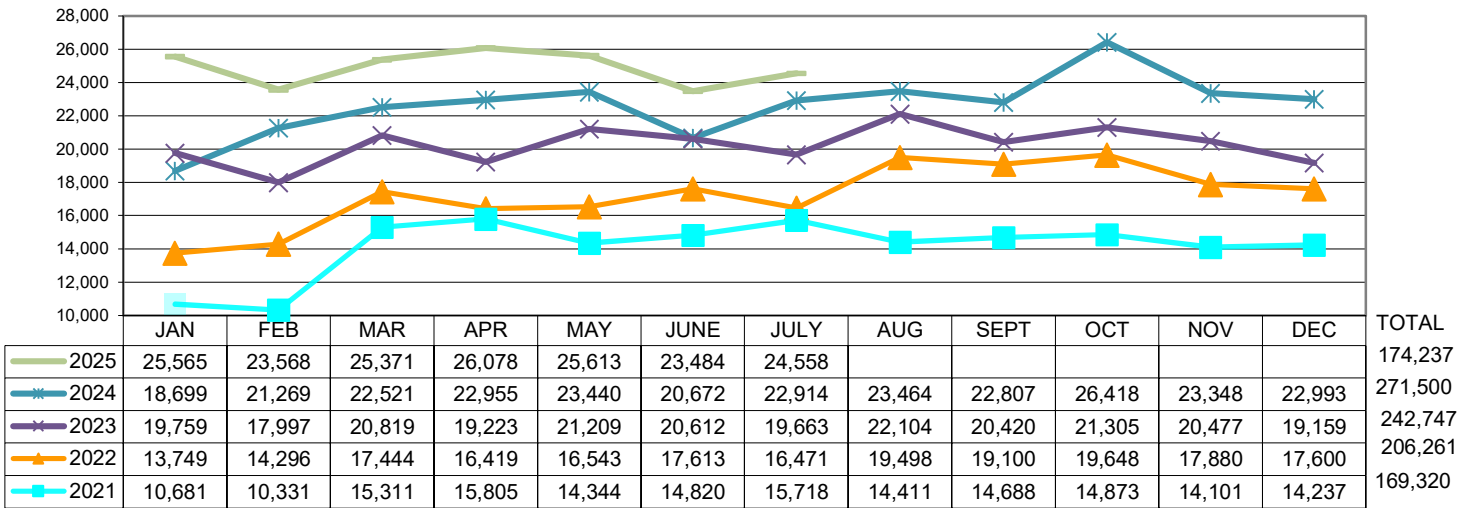
Route	800	900	1000	1100	1200	1300	1400	1500	1600	1700	Passengers per Revenue Service Hr	Avg daily boardings
31	8.3	7.0	15.8	10.0	13.5	17.0	17.0	12.0	8.8	7.0	11.9	116
32	2.0	7.0	8.5	12.0	11.3	9.0	9.0	9.5	7.0	6.3	8.3	82
33	10.8	8.8	9.8	9.8	10.5	20.0	9.0	11.3	7.5	6.0	10.6	103
Route	820	920	1020	1120	1220	1320	1420	1520	1620	1720		
57	4.8	4.0	5.5	6.5	5.3	7.8	7.5	7.0	5.8	2.8	5.8	57
Route	800	830	900	not shown for brevity			1600	1630	1700	1730		
45	4.8	4.0	8.3				9.8	4.5	4.5	1.8	13.5	134

**System Productivity**

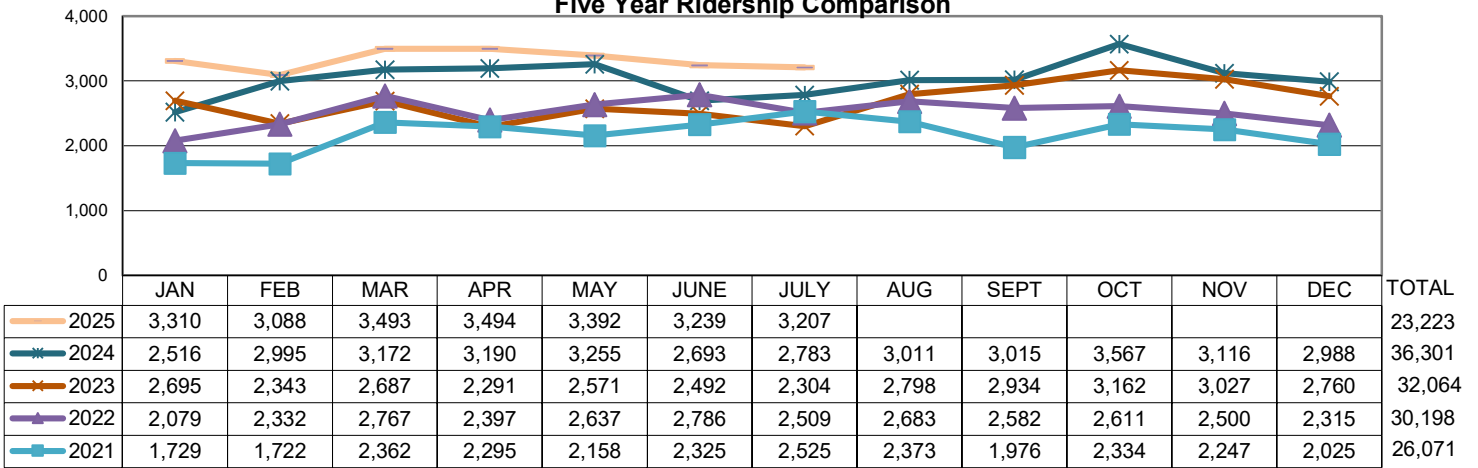
**9.1**



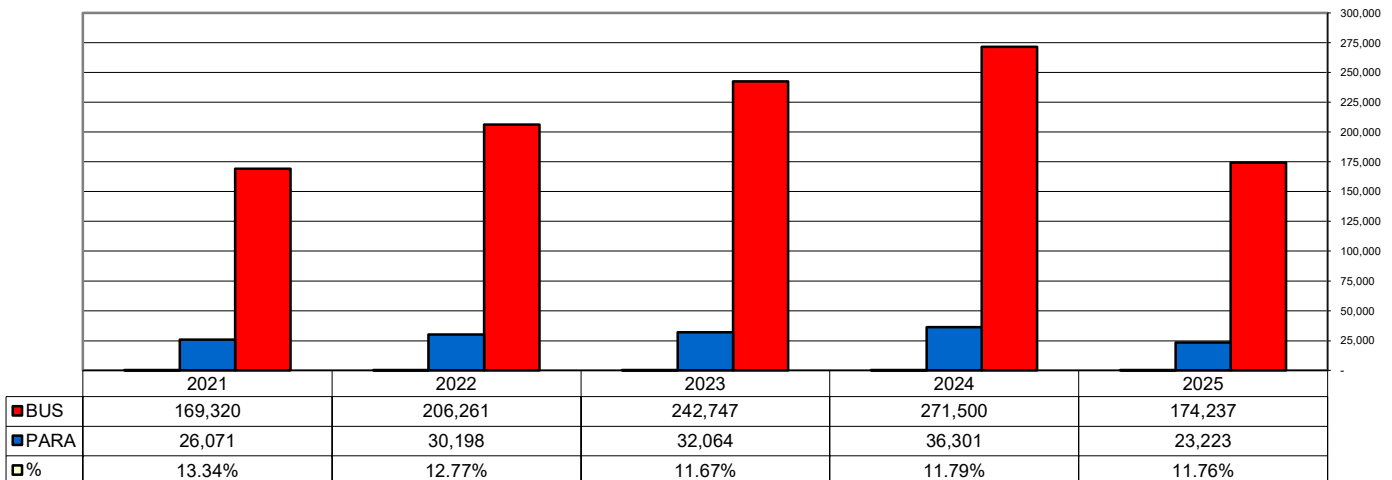
### RiverCities Transit Fixed Route Five Year Ridership Comparison



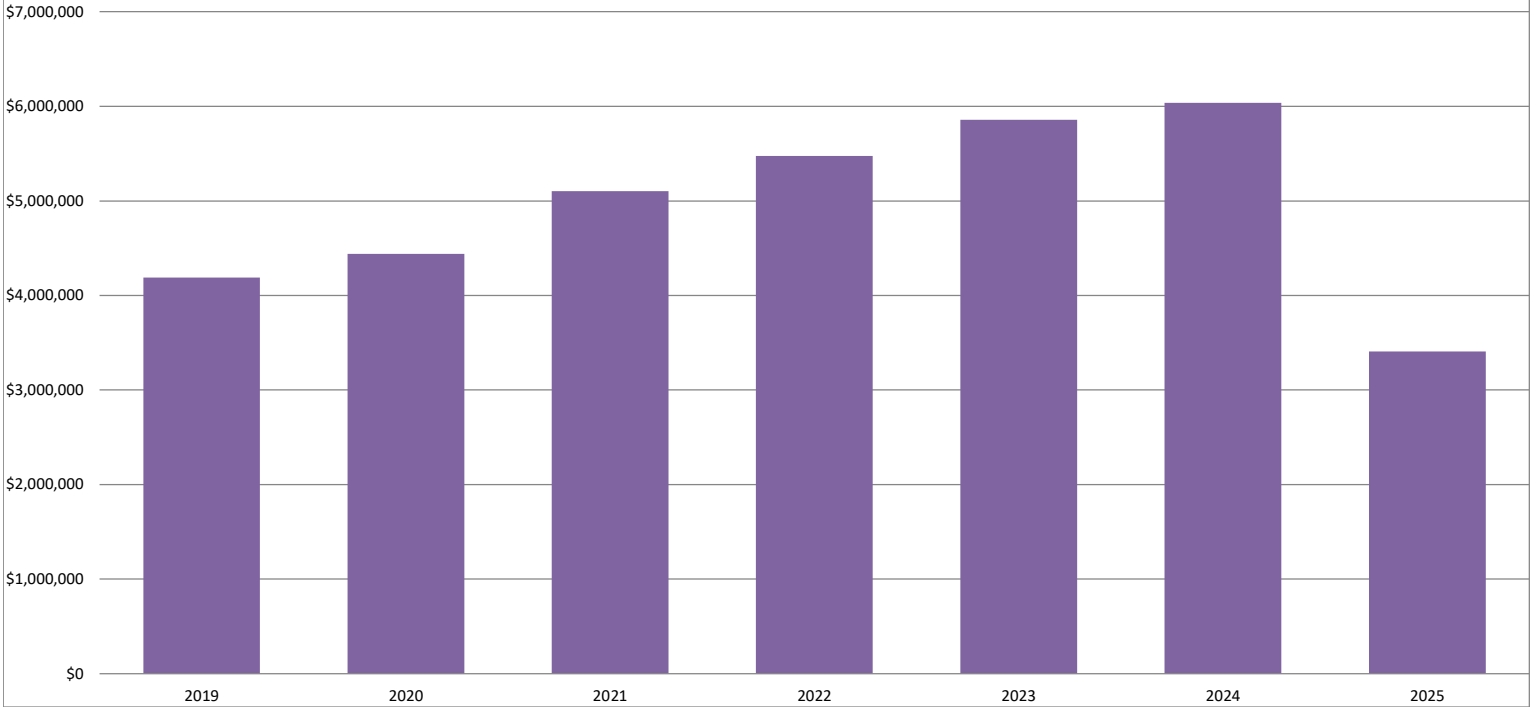
### RiverCities Transit Paratransit Five Year Ridership Comparison



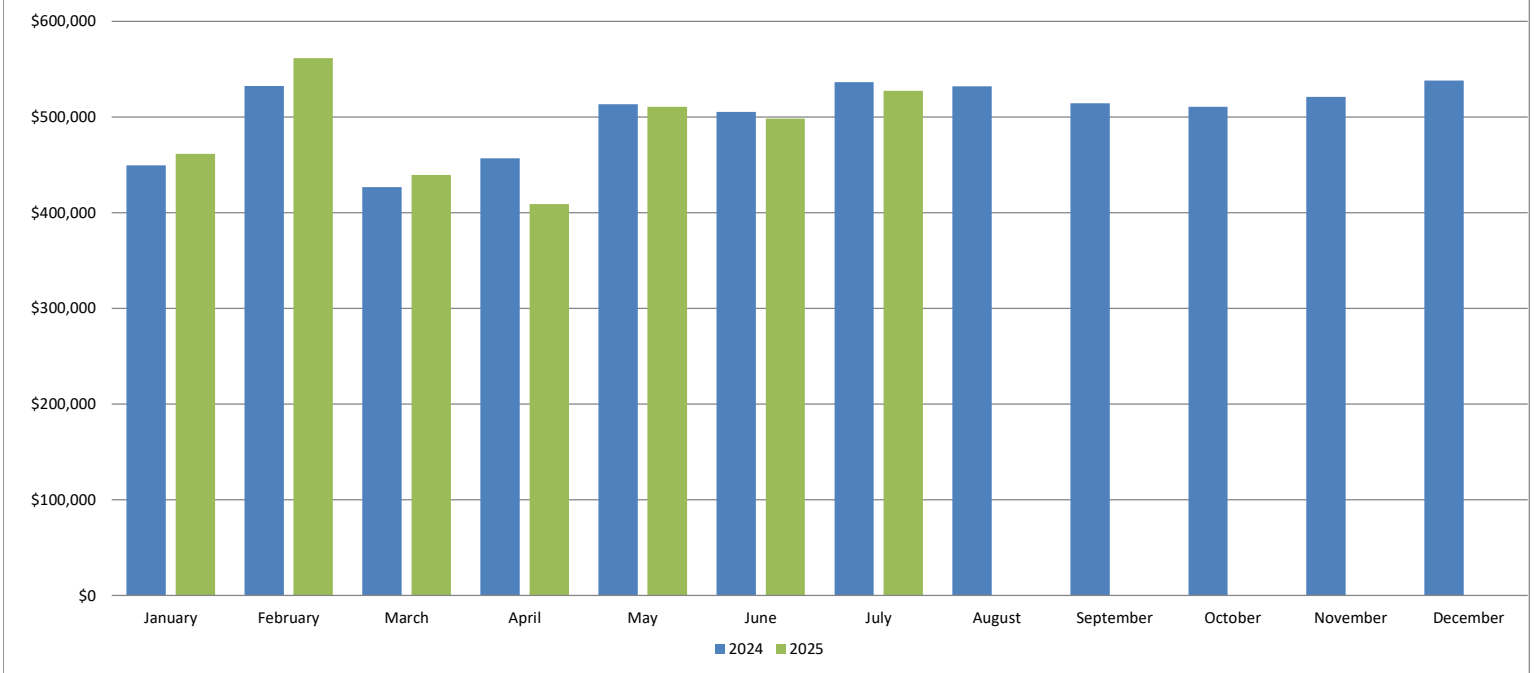
### Comparison of Ridership Bus and Paratransit Ridership



### Cowlitz Public Transit Benefit Area Sales Tax Revenue



### Cowlitz PTBA Sales Tax Revenue 2025 vs 2024





# Cowlitz Transit Authority Agenda Summary

## **ESTABLISH PUBLIC HEARING FOR PROPOSED FIXED ROUTE SERVICE CHANGE**

### **SUMMARY STATEMENT:**

The Cowlitz Transit Authority (CTA) bylaws Section 5.3 states that the Authority shall hold a public hearing to solicit public comment on any change in transit service routes amounting to a change in excess of 20% of the total distance of any one route. Staff's proposal regarding current service to the Lexington-Beacon Hill community meets this criterion.

RiverCities Transit staff will present information to the CTA Board so they may consider continuing, reducing, or eliminating transit service and will promote public comment on the proposal.

The proposed service change will be published for comment on August 20, 2025.

### **RECOMMENDED ACTION:**

Establish a public hearing to be held at the September 10, 2025 CTA Board Meeting to receive comments on the proposed service change.