



Agenda

Cowlitz Transit Authority

*Lisa Alexander (Chair), MaryAlice Wallis (Co-Chair), Kennan Harvey,
Erik Halvorson, Anthony Harris (Nonvoting), Steven Ferrell, Spencer Boudreau (Alternate),
Mike Karnofski (Alternate), Richard Dahl (Alternate)*

Wednesday, December 10, 2025	4:00 PM	Hybrid Meeting Longview Council Chambers 1525 Broadway St, Longview
------------------------------	---------	---------------------------------------------------------------------------

NOTICE IS HEREBY GIVEN, in accordance with RCW Chapter 42.30, the Cowlitz Transit Authority will conduct a Regular Board Meeting on Wednesday, December 10, 2025, at 4:00 p.m. in the Longview City Hall Council Chamber, 1525 Broadway St, Longview, WA. This meeting is also available by Zoom.

Agendas are made available the Friday before the meeting at www.mylongview.com under “Agendas & Minutes.”

Zoom meeting link: <https://us02web.zoom.us/j/89844443333>

Telephone options (dial any of the following numbers):

- 1 253 215 8782
- 1 408 638 0968
- 1 669 900 6833
- 1 346 248 7799
- 1 312 626 6799
- 1 646 876 9923
- 1 301 715 8592

Webinar ID: 898 4444 3333

Longview City Hall is accessible for persons with disabilities. Special equipment to assist the hearing impaired is also available. Please contact the Board Clerk’s Office at (360) 442-5664 at least forty-eight (48) hours in advance if you require special accommodations to attend the meeting.

Written comments may be submitted up to forty-eight (48) hours in advance via email at customerservice@rctransit.org.

Next meeting

Wednesday, January 14, 2025
4:00 p.m. – Regular Board Meeting

1. **CALL TO ORDER**
2. **FLAG SALUTE**
3. **ROLL CALL**
4. **PUBLIC COMMENTS**
5. **CONSIDERATION OF MINUTES FOR NOVEMBER 12, 2025**
25-001021 2025 11 12 CTA Board Minutes
6. **CONSENT CALENDAR**
25-001022 2025 October CTA Treasurer's Report
25-001023 2025 October CTA Fund Balance Report
25-001024 Invoice #2026-01 - City of Longview \$510,043.37
25-001091 Invoice #469 - CWCOG (LKRATS Q1 (Jul-Sept 25))
7. **REPORTS**
25-001025 2025 Annual Fixed Route Ridership
25-001026 2025 November Daily Fixed Route Ridership
25-001027 2025 November Daily Fixed Route Ridership by Hour
25-001028 2025 November Fixed Route Average Passengers per Trip
25-001029 2025 November LIFT Monthly Ridership
25-001030 Five Year Ridership Graph
25-001031 PTBA Sales Tax Data 2025 vs. 2024
8. **MANAGER'S REPORT**
9. **MISCELLANEOUS**
10. **ADJOURNMENT**



Minutes

Agenda

Cowlitz Transit Authority

*Lisa Alexander (Chair), MaryAlice Wallis (Co-Chair), Kennan Harvey,
Erik Halvorson, Anthony Harris (Nonvoting), Steven Ferrell, Spencer Boudreau (Alternate),
Mike Karnofski (Alternate), Richard Dahl (Alternate)*

Wednesday, November 12, 2025	4:00 PM	Hybrid Meeting Longview Council Chambers 1525 Broadway St, Longview
-------------------------------------	----------------	------------------------------------------------------------------------------------

NOTICE IS HEREBY GIVEN, in accordance with RCW Chapter 42.30, the Cowlitz Transit Authority will conduct a **Regular Board Meeting** on **Wednesday, November 12, 2025, at 4:00 p.m.** in the Longview City Hall Council Chambers, Longview, Washington. This meeting is also available by Zoom.

AND,

NOTICE IS HEREBY GIVEN, in accordance with RCW Chapter 42.30, the Cowlitz Transit Authority will conduct a **Public Hearing** on **Wednesday, November 12, 2025, at 4:00 p.m.** in the Longview City Hall Council Chambers, Longview, Washington. This meeting is also available by Zoom.

The purpose of the hearing is to receive any comments concerning the adoption of the 2026 CTA Budget.

Agendas are made available the Friday before the meeting at www.mylongview.com under "Agendas & Minutes."

Zoom meeting link: <https://us02web.zoom.us/j/89844443333>

Telephone options (dial any of the following numbers):

- 1 253 215 8782
- 1 408 638 0968
- 1 669 900 6833
- 1 346 248 7799
- 1 312 626 6799
- 1 646 876 9923
- 1 301 715 8592

Webinar ID: 898 4444 3333

Longview City Hall is accessible for persons with disabilities. Special equipment to assist the hearing impaired is also available. Please contact the Board Clerk's Office at (360) 442-5664 at least forty-eight (48) hours in advance if you require special accommodations to attend the meeting.

Written comments may be submitted up to forty-eight (48) hours in advance via email at customerservice@rctransit.org.

Next meeting

Wednesday, December 10, 2025

4:00 p.m. – Board Meeting @ Longview City Hall

1. CALL TO ORDER

Chair Alexander called the meeting to order at 4:00 pm.

2. FLAG SALUTE

The flag salute was recited.

3. ROLL CALL

Present: Chair Lisa Alexander; Vice-Chair MaryAlice Wallis (on Zoom); Member Keenan Harvey (on Zoom); Member Steven Ferrell; Member (Alternate) Spencer Boudreau; Member Anthony Harris

Absent: Member Erik Halvorson; Member (Alternate) Mike Karnofski; Member (Alternate) Richard Dahl

Staff Present: Steve Hansen, Asst. Public Works Director; Jim Seeks, Transit Manager; Doreen Daggett, Transit Supervisor; Tara Hargrave, Clerk of the Board

Others Present: Betsy DeSpain, Paratransit Regional Manager; Teri Byrd, Paratransit Supervisor; Megan Wirtz, CWCOG

4. PUBLIC COMMENTS

None.

5. CONSIDERATION OF MINUTES FOR OCTOBER 8, 2025

A motion was made by Member Boudreau, seconded by Member Ferrell to approve the October 8, 2025 Cowlitz Transit Authority Regular Board Meeting Minutes. The motion carried unanimously.

25-00955 2025 10 08 CTA Board Minutes

6. CONSENT CALENDAR

A motion was made by Member Boudreau, seconded by Member Wallis to approve the Consent Calendar in its entirety as presented. The motion carried unanimously.

25-00956 2025 September CTA Treasurer's Report

25-00957 2025 September CTA Fund Balance Report

25-00958 Invoice #2025-12 - City of Longview \$521,128.00

25-001035 Invoice #E69B1C00-0010 - TDN \$376.33

7. REPORTS

Transit Manager Seeks reported on the continued upward trend of ridership over last year.

25-00959 2025 Annual Fixed Route Ridership

25-00960 2025 October Daily Fixed Route Ridership

25-00961 2025 October Daily Fixed Route Ridership by Hour

25-00962 2025 October Fixed Route Average Passengers per Trip

25-00963 2025 October LIFT Monthly Ridership

25-00964 Five Year Ridership Graph

25-00965 PTBA Sales Tax Data 2025 vs. 2024

8. **AGENDA SUMMARY - RENEWAL OF CTA LEGAL COUNSEL SERVICE AGREEMENT**

Transit Manager Seeks reported on the Legal Services Contract status.

A motion was made by Member Wallis, seconded by Member Harvey to approve the Contract Amendment for Legal Services between the Cowlitz Transit Authority and the Law Office of Erin H. Winkles, P.S. The motion carried unanimously.

25-00966 SUMMARY OF STATEMENT:

The Cowlitz Transit Authority relies on legal services occasionally for review of contracts, interlocal agreements, and legal interpretation of state and federal laws.

RECOMMENDED ACTION:

Review the amendment to the contract for legal services.

THEN:

Motion to approve the Contract Amendment For Legal Services between the Cowlitz Transit Authority and the Law Offices of Erin H. Winkles, P.S..

9. **AGENDA SUMMARY - PUBLIC HEARING ON 2026 CTA BUDGET**

Transit Manager Seeks reported on the status of the 2026 CTA Budget.

Chair Alexander opened the public hearing at 4:12 pm and called for public comment, hearing none, the public hearing was closed at 4:13 pm.

A motion was made by Member Boudreau, seconded by Member Wallis to adopt Resolution 2025-04, the 2026 Cowlitz Transit Authority Budget. The motion carried unanimously.

25-00968 SUMMARY OF STATEMENT:

Each year, the Cowlitz Transit Authority must approve its annual budget for the following year. Funds paid to the City of Longview to operate RiverCities Transit make up approximately 58.1% of the Transit Authority's annual budget, while matching and direct funds paid for capital projects account for 3.3% of the CTA budget.

RECOMMENDED ACTION:

Hold public hearing on the 2026 Cowlitz Transit Authority budget.

THEN:

Motion to adopt Resolution 2025-04, the 2026 Cowlitz Transit Authority Budget.

10. **MANAGER'S REPORT**

Transit Manager Seeks reported on open operator positions, the added stop in Woodland for Route 511, the new stop in Woodland for Route 511 due to upcoming construction, bus supply issues with the 30ft cutaways and 35 ft coach, and the maintenance on an old bus.

Mobility Supervisor Daggett reported on the outreach events that she attended.

Paratransit Regional Manager Betsy Despain introduced the Paratransit Supervisor Teri Byrd. Paratransit Supervisor

Byrd reported on staffing status, Ridership being up 18.5% over last year, October having the highest ridership this year and customer comments.

11. **MISCELLANEOUS**

Chair Alexander reported Kelso's tree lighting will be December 5, 2025 at 6:00 p.m. at City Hall.

12. **ADJOURNMENT**

Chair Alexander adjourned the meeting at 4:22 pm.

Lisa Alexander, Chair

Tara Hargrave, Clerk of the Board

69701 TRANSIT AUTHORITY 930100 TRANSIT AUTHORITY

Account Information	BARS Information	Beg Balance	Debits	Credits	Change	End Balance
1111000 CASH		817,809.43	526,214.31	-544,242.26	-18,027.95	799,781.48
1180000 INVESTMENTS		6,454,885.71	23,114.26	0.00	23,114.26	6,477,999.97
2131020 ACCOUNTS PAYABLE - AP MODULE		0.00	521,128.00	-521,128.00	0.00	0.00
2880000 UNRESERVED FUND BALANCE		-7,285,653.79	0.00	0.00	0.00	-7,285,653.79
3132100 PUBLIC TRANSPORTATION SYSTEM	8900000 DISTRICT ACTIVITIES	-4,467,381.99	0.00	-501,707.41	-501,707.41	-4,969,089.40
3611000 INVESTMENT EARNINGS	8900000 DISTRICT ACTIVITIES	-189,517.36	0.00	-23,114.26	-23,114.26	-212,631.62
3614000 OTHER INTEREST	8900000 DISTRICT ACTIVITIES	-11,756.77	0.00	-1,392.64	-1,392.64	-13,149.41
3619000 FMV INVESTMENT EARNINGS	3007800 INTEREST EARNED ON INVESTMENTS	37,205.84	0.00	0.00	0.00	37,205.84
5490010 ELECTION COSTS	8900000 DISTRICT ACTIVITIES	1,337.98	0.00	0.00	0.00	1,337.98
5492000 OTHER	8900000 DISTRICT ACTIVITIES	4,643,070.95	521,128.00	0.00	521,128.00	5,164,198.95
Total		0.00	1,591,584.57	-1,591,584.57	0.00	0.00

COWLITZ TRANSIT AUTHORITY FUND BALANCES
For Period Ending: October 31, 2025

	Current Period	Y-T-D
COWLITZ TRANSIT AUTHORITY		
Beginning Balance: January 1, 2024	\$	7,615,880.86
CTA Revenue		
Metro Sales Tax	501,707.41	4,969,089.40
Interest Earnings/Investments	23,114.26	212,631.62
Local Sales Interest	1,392.64	13,149.41
LCC Ridership Agreement		-
Other Miscellaneous Revenue		-
Subtotal	\$ 526,214.31	\$ 5,194,870.43
CTA Expenditures		
City of Longview	521,128.00	5,145,322.00
City of Longview - Audit Services		864.60
Legal Counsel/Notices		2,173.17
Transit Center Security Services		-
Misc. (election costs, etc)		1,337.98
Cowlitz-Wahkiakum Council of Governments Dues		3,786.06
Subtotal	\$ 521,128.00	\$ 5,153,483.81
CTA Ending Balance		\$ 7,657,267.48
CITY OF LONGVIEW		
Beginning Balance: January 1, 2024	\$	106,663.45
Longview Revenue		
Federal Grant Competitive- 5339 Replacement Buses	\$	-
Federal Grant - ARPA 5307 Formula-Operating	\$	-
Federal Grant - 5307 Formula- Operating	\$	-
Federal Grant Competitive- 5310 Paratransit Operating	\$	-
State Grant - Regional Mobility Operating (PTD0105)	\$	-
WSDOT Transit Support Grant	\$	664,360.00
Green Transportation Planning - PTD0567	\$	-
WSTIP Risk Management Grant (RMG)	\$	-
Farebox/Pass Sales	\$ 14,941.58	\$ 138,480.49
Payments from CTA	\$ 521,128.00	\$ 5,145,322.00
State Pool - Interest	\$ 22,643.76	\$ 134,093.38
Paratransit Office Space Rental	\$ 981.11	\$ 9,811.10
Bank Returns Fees		-
Other Misc Revenue		-
Bank One Rebates		-
Federal Grant Competitive- 5310 - Replacement Buses		-
Miscellaneous Adjustments/Settlements/AR		-
Due from other Governments		1,649,133.00
Cashier Over-Short / NSF	\$ 25.00	\$ 75.00
Fixed Assets Sale Proceeds		-
Insurance Recoveries		151.31
Other Recoveries / Guest Rider		-
Capital Asset Gains (Losses)		-
Subtotal	\$ 559,719.45	\$ 7,741,426.28
Longview Expenditures		
Subtotal	\$512,908.07	\$5,429,648.84
Longview Ending Balance		\$ 2,418,440.89
Combined CTA & Longview Ending Balance		\$ 10,075,708.37

INVOICE

Date: 12/10/2025
 Invoice # 2026-01

City of Longview Transit
 PO Box 128
 Longview, WA 98632
 360-442-5664

BILL TO Cowlitz Transit Authority
 207 North 4th Avenue
 Kelso WA 98626


Comments

DESCRIPTION	AMOUNT
Public Transit Services for January, 2026	\$510,043.37
AMOUNT DUE	
\$510,043.37	

REMITTANCE	
Statement #	2026-01
Date	12/10/2025
Amount Due	\$510,043.37
Amount Enclosed	

Please make check payable to City of Longview - Transit

Cowlitz-Wahkiakum Council of Governments
PO Box 128
Kelso, WA 98626
+13605773041
finance@cw cog.org



INVOICE

BILL TO
Cowlitz Transit
Authority/RiverCities Transit
254 Oregon Way
Longview, WA 98632

INVOICE # 469
DATE 11/18/2025
DUE DATE 01/02/2026
TERMS Net 45

DESCRIPTION	QTY	RATE	AMOUNT
LKRATS Q1 (Jul-Sep 25) – Labor	1	2,510.81	2,510.81
LKRATS Q1 (Jul-Sep 25) - Direct Program Costs	1	83.40	83.40
LKRATS Q1 (Jul-Sep 25) - Indirect Program Costs	1	1,478.35	1,478.35

BALANCE DUE **\$4,072.56**

RIVERCITIES TRANSIT
RIDERSHIP BY THE YEAR

YEAR	ROUTE	JAN	FEB	MAR	APR	MAY	JUNE	JULY	AUG	SEPT	OCT	NOV	DEC	TOTAL
2025	30	1,413	1,248	1,279	1,356	1,345	1,178	1,429	1,336	1,313	1,413	1,092		14,402
	31	3,924	3,615	3,872	3,898	3,972	3,665	3,608	3,583	1,254	3,479	3,215		38,085
	32	2,950	2,785	2,713	3,074	2,803	2,483	2,832	2,746	3,240	3,348	2,827		31,801
	33	3,182	2,922	3,490	3,382	3,489	3,328	3,066	3,244	3,494	3,930	3,249		36,776
	44	1,991	1,813	2,037	2,147	2,119	2,191	2,337	2,073	1,952	2,132	1,471		22,263
	45	7,443	6,975	7,224	7,317	7,343	6,728	6,720	7,056	6,849	7,154	6,014		76,823
	46	735	677	701	780	762	651	679	747	603	723	378		7,436
	57	3,482	3,049	3,423	3,479	3,355	2,838	2,233	2,289	3,236	3,798	2,804		33,986
	411	446	484	632	645	425	422	524	447	427	426	270		5,148
	433								45	44	57	54	24	
	511							1,085	1,235	1,254	1,270	918		5,762
	TOTAL	25,566	23,568	25,371	26,078	25,613	23,484	24,558	24,800	23,679	27,727	22,262	0	272,706

YEAR	ROUTE	JAN	FEB	MAR	APR	MAY	JUNE	JULY	AUG	SEPT	OCT	NOV	DEC	TOTAL
2024	30	1,099	1,192	1,351	1,534	1,457	1,186	1,403	1,431	1,358	1,505	1,062	1,196	15,774
	31	3,263	3,617	3,983	3,590	3,929	3,458	3,830	4,017	3,706	4,082	3,347	3,600	44,422
	32	2,435	2,613	2,689	2,927	2,819	2,590	3,014	2,749	2,550	2,984	2,683	2,382	32,435
	33	2,166	2,609	2,785	2,789	2,862	2,677	2,776	2,917	2,849	3,235	2,885	2,810	33,360
	44	1,262	1,421	1,588	1,754	1,879	1,585	1,758	1,924	1,778	2,254	1,919	1,804	20,926
	45	5,221	5,988	6,293	6,254	6,440	5,909	6,545	6,646	6,573	7,409	7,060	6,986	77,324
	46	511	531	570	673	616	555	742	608	707	884	712	773	7,882
	57	2,332	2,859	2,779	2,758	2,850	2,234	2,304	2,648	2,828	3,454	3,194	3,059	33,299
	411	410	439	483	676	588	478	542	524	458	611	486	393	6,088
		TOTAL	18,699	21,269	22,521	22,955	23,440	20,672	22,914	23,464	22,807	26,418	23,348	23,003

YEAR	ROUTE	JAN	FEB	MAR	APR	MAY	JUNE	JULY	AUG	SEPT	OCT	NOV	DEC	TOTAL
2023	30	1,197	1,140	1,318	1,111	1,374	1,408	1,332	1,408	1,228	1,304	1,168	1,163	15,151
	31	3,422	3,131	3,732	3,313	3,633	3,660	3,527	4,026	3,606	3,501	3,579	3,652	42,782
	32	2,632	2,302	2,525	2,350	2,472	2,484	2,704	2,828	2,538	2,533	2,608	2,539	30,515
	33	2,595	2,495	2,784	2,414	2,663	2,314	2,402	2,477	2,737	2,784	2,350	2,052	30,067
	44	1,482	1,332	1,652	1,287	1,702	1,607	1,418	1,612	1,483	1,679	1,449	1,392	18,095
	45	5,332	4,822	5,762	5,829	6,196	5,822	5,267	6,364	5,494	5,842	5,598	5,300	67,628
	46	299	240	337	356	463	528	458	566	560	533	560	552	5,452
	57	2,543	2,190	2,471	2,252	2,343	2,387	2,167	2,398	2,389	2,692	2,763	2,126	28,721
	411	171	225	166	279	363	402	388	425	385	437	402	383	4,026
	NCC	86	120	72	32									
	TOTAL	19,759	17,997	20,819	19,223	21,209	20,612	19,663	22,104	20,420	21,305	20,477	19,159	242,747

YEAR	ROUTE	JAN	FEB	MAR	APR	MAY	JUNE	JULY	AUG	SEPT	OCT	NOV	DEC	TOTAL
2022	30	754	766	954	894	979	1,089	979	1,209	1,194	1,159	1,004	1,024	12,005
	31	2,258	2,303	3,065	2,931	2,888	3,142	3,056	3,460	3,204	3,102	3,269	3,328	36,006
	32	1,861	1,873	2,302	2,128	2,155	2,285	2,528	2,849	2,858	2,943	2,582	2,267	28,631
	33	1,991	1,986	2,292	2,311	2,111	2,134	1,988	2,336	2,382	2,443	2,344	2,279	26,597
	44	986	1,022	1,350	1,110	1,242	1,511	1,161	1,530	1,458	1,453	1,221	1,282	15,326
	45	3,984	4,401	5,169	4,927	4,937	5,142	4,530	5,419	5,359	5,440	4,966	4,948	59,222
	46	399	353	452	357	402	396	332	471	414	371	301	293	4,541
	57	1,516	1,592	1,860	1,761	1,768	1,834	1,825	2,054	2,066	2,485	2,024	2,026	22,811
	411					61	80	72	82	61	92	78	75	601
	NCC									88	104	160	91	78
	TOTAL	13,749	14,296	17,444	16,419	16,543	17,613	16,471	19,498	19,100	19,648	17,880	17,600	206,261

YEAR	ROUTE	JAN	FEB	MAR	APR	MAY	JUNE	JULY	AUG	SEPT	OCT	NOV	DEC	TOTAL
2021	30		488	936	976	799	891	925	816	815	781	714	704	8,845
	31	2,687	2,270	2,991	3,047	2,765	2,724	2,931	2,628	2,538	2,516	2,440	2,498	32,035
	32	1,461	1,424	1,861	1,980	1,747	1,897	2,038	1,688	1,770	1,905	1,772	1,951	21,494
	33	1,844	1,406	1,940	2,196	2,064	2,289	2,269	2,055	1,973	2,066	2,106	2,021	24,229
	44		553	1,240	1,265	1,108	1,119	1,237	1,236	1,130	1,201	1,176	1,093	12,358
	45	3,763	3,278	4,891	4,803	4,599	4,538	4,940	4,621	4,509	4,349	4,142	4,174	52,607
	46										272	422	369	400
57	926	912	1,452	1,538	1,262	1,362	1,378	1,367	1,681	1,625	1,382	1,396	16,281	
	TOTAL	10,681	10,331	15,311	15,805	14,344	14,820	15,718	14,411	14,688	14,865	14,101	14,237	169,312

RIVERCITIES TRANSIT DAILY RIDERSHIP REPORT

Nov-25

DATE	ROUTE 30	ROUTE 31	ROUTE 32	ROUTE 33	ROUTE 44	ROUTE 45	ROUTE 45 B	ROUTE 46	ROUTE 57	ROUTE 411	ROUTE 433	ROUTE 511	TOTAL
1 S		146	70	104		103			48				471
2													
3	72	167	167	163	93	249	115	51	164	21	2	60	1324
4	71	141	121	200	75	204	127	25	151	32	1	68	1216
5	69	130	155	131	94	147	120	9	115	11	0	55	1036
6	72	128	136	146	103	186	129	25	167	14	1	56	1163
7	65	156	120	116	89	159	151	17	145	21	1	51	1091
8 S		93	79	147		140			74				533
9													
10	61	121	113	154	69	155	119	23	96	11	1	62	985
11 R		151	65	136		155			75				582
12	74	148	156	135	79	187	125	22	115	24	2	54	1121
13	81	125	129	130	77	149	132	25	155	12	0	49	1064
14	64	134	230	137	96	134	121	18	114	13	3	38	1102
15 S		103	82	101		145			78				509
16													
17	62	139	127	164	79	189	102	25	168	15	1	53	1124
18	58	166	107	169	102	178	124	31	182	19	2	46	1184
19	59	156	131	125	84	195	127	16	120	12	4	48	1077
20	59	143	130	158	94	240	157	19	160	16	2	41	1219
21	48	153	98	98	82	139	90	21	129	8	0	52	918
22 S		96	64	116		108			58				442
23													
24	64	148	153	157	86	166	122	13	150	15	2	66	1142
25	66	157	128	143	105	155	122	14	135	12	0	57	1094
26	47	125	104	107	64	154	111	24	85	14	2	62	899
27 H													
28 R		91	93	114		154			78				530
29 S		98	69	98		129			42				436
30													
TOTAL (24)	1092	3215	2827	3249	1471	3920	2094	378	2804	270	24	918	22262
WEEKDAY TOTAL (17)	1092	2437	2305	2433	1471	2986	2094	378	2351	270	24	918	18759
SATURDAY/REDUCED DAY TOTAL (7)		778	522	816		934			453				3503
DAILY AVERAGE	64	134	118	135	87	163	123	22	117	16	1	54	928
WEEKDAY AVERAGE	64	143	136	143	87	176	123	22	138	16	1	54	1103
SATURDAY/REDUCED DAY AVERAGE		111	75	117		133			65				500

Ridership by Hour
11/1/2025 - 11/30/2025

Weekday - Passengers by Hour

Route	630	700	800	900	1000	1100	1200	1300	1400	1500	1600	1700	1800	TOTAL
31	29	155	155	255	276	183	199	290	258	237	172	146	82	2,437
32	25	93	116	211	239	225	227	264	337	185	173	135	75	2,305
33	13	133	227	244	221	185	198	238	239	276	179	169	111	2,433
Route	630	720	820	920	1020	1120	1220	1320	1420	1520	1620	1720	1820	
44	74	51	156	141	125	121	159	155	142	140	98	75	34	1,471
57	74	159	152	192	148	148	148	265	466	228	183	136	52	2,351
Route					1030	1130	1230	1330	1430	1530	1630			
30					114	209	168	167	144	175	115			1,092
Route					1050	1150	1250	1350	1450	1550				
46					58	64	61	69	76	50				378
Route	630	700	730	800	not shown for brevity				1700	1720	1800	1830		
45	34	89	92	172					141	87	59	53		5,080
Route	630	715	815	915		1115	1215		1415	1515	1615	1715		
411	8	13	33	35		28	30		43	23	20	37		270
Route			820			1120		1420		1620		1820		
433			4			4		7		8		1		24
Route	630	730			1000	1047	1200	1300	1400	1447	1630	1730		
511	113	83			86	49	128	115	60	44	132	108		918

Saturday - Passengers by Hour

Route	800	900	1000	1100	1200	1300	1400	1500	1600	1700	TOTAL		
31	41	70	72	78	86	116	107	70	70	68	778		
32	26	41	37	42	74	51	84	63	54	50	522		
33	57	50	95	107	101	92	113	84	75	42	816		
Route	820	920	1020	1120	1220	1320	1420	1520	1620	1720			
57	30	36	36	45	49	54	64	54	59	26	453		
Route	800	830	900	930	not shown for brevity				1600	1630	1700	1730	
45	20	27	61	32				78	48	47	17	934	

Total Fixed Route

22,262

Average Passengers per Trip
11/1/2025 - 11/30/2025

Weekday

Route	630	700	800	900	1000	1100	1200	1300	1400	1500	1600	1700	1800	Passengers per Revenue Service Hr	Avg daily boardings	
31	1.7	9.1	9.1	15.0	16.2	10.8	11.7	17.1	15.2	13.9	10.1	8.6	4.8	11.8	143	
32	1.5	5.5	6.8	12.4	14.1	13.2	13.4	15.5	19.8	10.9	10.2	7.9	4.4	11.1	136	
33	0.8	7.8	13.4	14.4	13.0	10.9	11.6	14.0	14.1	16.2	10.5	9.9	6.5	11.8	143	
Route	630	720	820	920	1020	1120	1220	1320	1420	1520	1620	1720	1820			
44	4.4	3.0	9.2	8.3	7.4	7.1	9.4	9.1	8.4	8.2	5.8	4.4	2.0	7.0	87	
57	4.4	9.4	8.9	11.3	8.7	8.7	8.7	15.6	27.4	13.4	10.8	8.0	3.1	11.1	138	
Route					1030	1130	1230	1330	1430	1530	1630					
30					6.7	12.3	9.9	9.8	8.5	10.3	6.8			9.5	64	
Route					1050	1150	1250	1350	1450	1550						
46					3.4	3.8	3.6	4.1	4.5	2.9				3.8	22	
Route	630	700	730	800	not shown for brevity						1700	1720	1800	1830		
45	2.0	5.2	5.4	10.1							8.3	5.1	3.5	3.1	15.0	299
Route	630	715	815	915	1115		1215	1415		1515	1615	1715				
411	0.5	0.8	1.9	2.1	1.6		1.8	2.5		1.4	1.2	2.2		1.9	16	
Route			820	1120		1420		1620		1820						
433			0.2	0.2		0.4		0.5		0.1				0.6	1	
Route	630	730	1000		1047	1200	1300	1400	1447	1630	1730					
511	6.6	4.9	5.1		2.9	7.5	6.8	3.5	2.6	7.8	6.4			6.1	54	

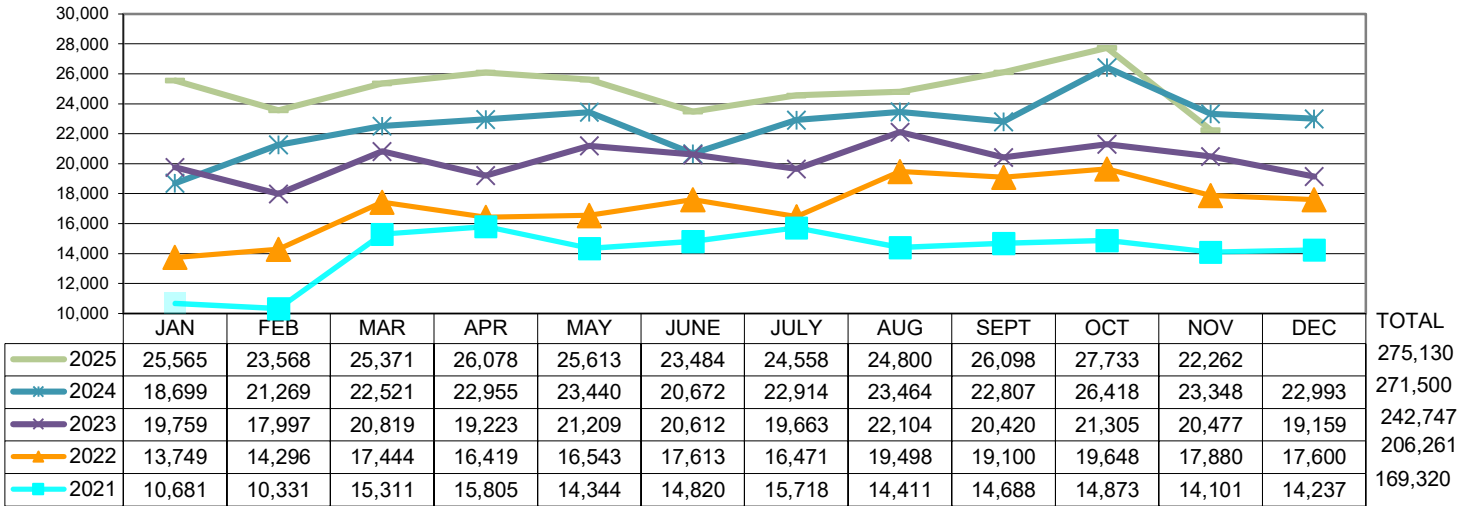
Saturday

Route	800	900	1000	1100	1200	1300	1400	1500	1600	1700	Passengers per Revenue Service Hr	Avg daily boardings
31	5.9	10.0	10.3	11.1	12.3	16.6	15.3	10.0	10.0	9.7	11.4	111
32	3.7	5.9	5.3	6.0	10.6	7.3	12.0	9.0	7.7	7.1	7.6	75
33	8.1	7.1	13.6	15.3	14.4	13.1	16.1	12.0	10.7	6.0	11.9	117
Route	820	920	1020	1120	1220	1320	1420	1520	1620	1720		
57	4.3	5.1	5.1	6.4	7.0	7.7	9.1	7.7	8.4	3.7	6.7	65
Route	800	830	900	not shown for brevity			1600	1630	1700	1730		
45	2.9	3.9	8.7				11.1	6.9	6.7	2.4	13.5	133

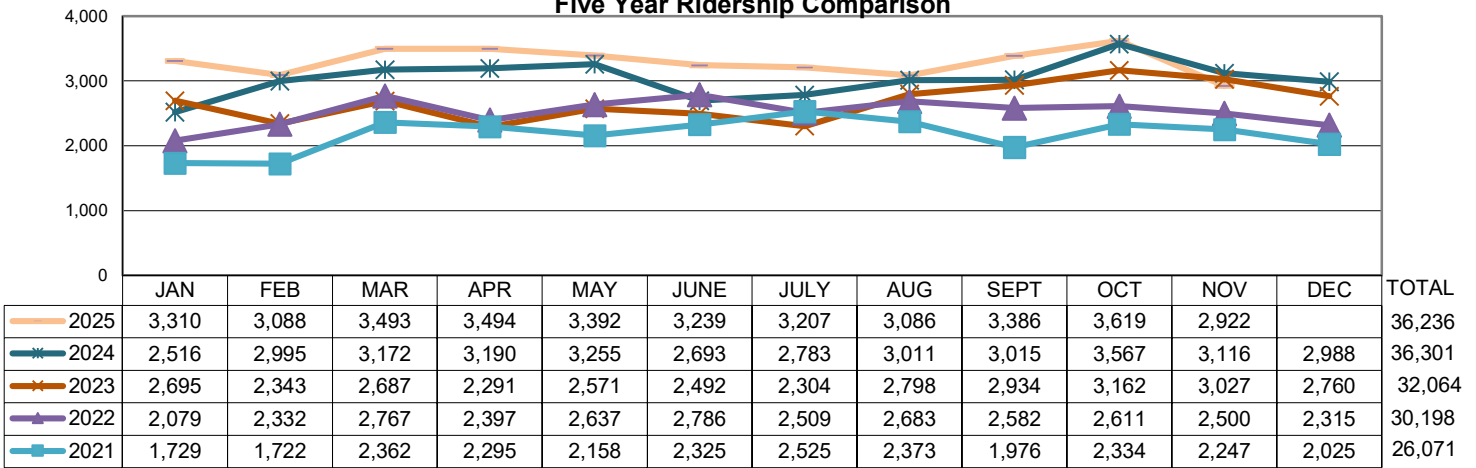
System Productivity

9.8

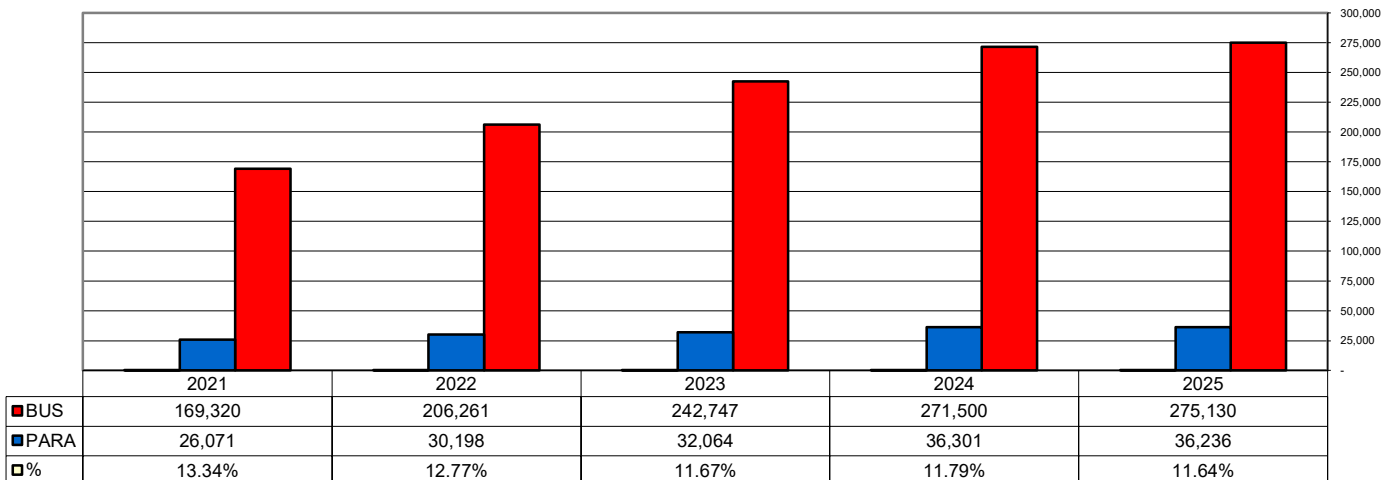
RiverCities Transit Fixed Route Five Year Ridership Comparison



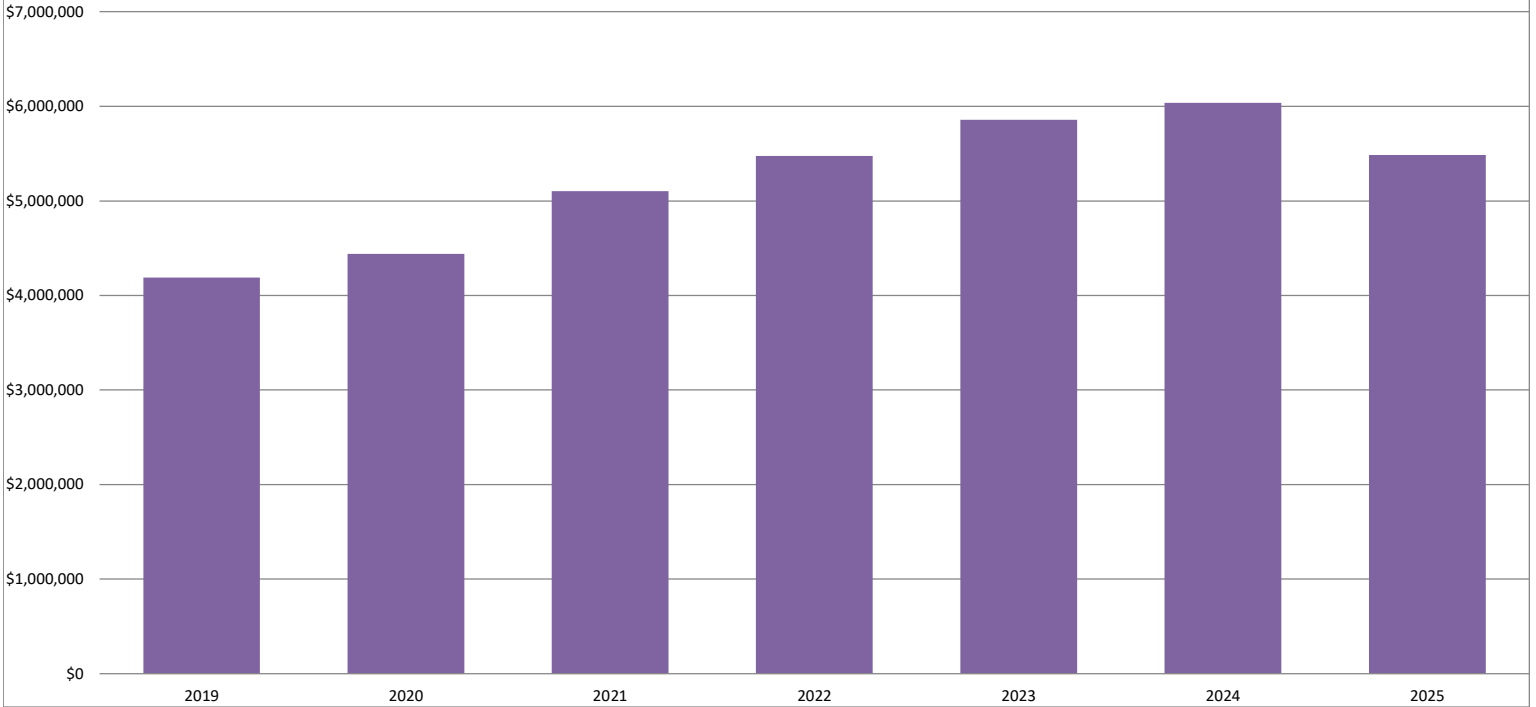
RiverCities Transit Paratransit Five Year Ridership Comparison



Comparison of Ridership Bus and Paratransit Ridership



Cowlitz Public Transit Benefit Area Sales Tax Revenue



Cowlitz PTBA Sales Tax Revenue 2025 vs 2024

