



Agenda

Cowlitz Transit Authority

*Lisa Alexander (Chair), MaryAlice Wallis (Co-Chair), Kennan Harvey,
Erik Halvorson, Anthony Harris (Nonvoting), Steven Ferrell, Spencer Boudreau (Alternate),
Mike Karnofski (Alternate), Richard Dahl (Alternate)*

Wednesday, January 14, 2026

4:00 PM

Hybrid Meeting
Longview Council Chambers
1525 Broadway St, Longview

NOTICE IS HEREBY GIVEN, in accordance with RCW Chapter 42.30, the Cowlitz Transit Authority will conduct a Regular Board Meeting on Wednesday, January 10, 2026, at 4:00 p.m. in the Longview City Hall Council Chamber, 1525 Broadway St, Longview, WA. This meeting is also available by Zoom.

Agendas are made available the Friday before the meeting at www.mylongview.com under “Agendas & Minutes.”

Zoom meeting link: <https://us02web.zoom.us/j/89844443333>

Telephone options (dial any of the following numbers):

- 1 253 215 8782
- 1 408 638 0968
- 1 669 900 6833
- 1 346 248 7799
- 1 312 626 6799
- 1 646 876 9923
- 1 301 715 8592

Webinar ID: 898 4444 3333

Longview City Hall is accessible for persons with disabilities. Special equipment to assist the hearing impaired is also available. Please contact the Board Clerk’s Office at (360) 442-5664 at least forty-eight (48) hours in advance if you require special accommodations to attend the meeting.

Written comments may be submitted up to forty-eight (48) hours in advance via email at customerservice@rctransit.org.

Next meeting

Wednesday, February 11, 2025
4:00 p.m. – Regular Board Meeting

1. **CALL TO ORDER**
2. **FLAG SALUTE**
3. **ROLL CALL**
4. **PUBLIC COMMENTS**
5. **CONSIDERATION OF MINUTES FOR DECEMBER 10, 2025**
26-009 2025 12 10 CTA Board Minutes
6. **CONSENT CALENDAR**
26-0010 2025 November CTA Treasurer's Report
26-0011 2025 November CTA Fund Balance Report
26-0012 Invoice #2026-02 - City of Longview \$510,043.37
7. **REPORTS**
26-0013 2025 Annual Fixed Route Ridership
26-0014 2025 December Daily Fixed Route Ridership
26-0015 2025 December Daily Fixed Route Ridership by Hour
26-0016 2025 December Fixed Route Average Passengers per Trip
26-0017 2025 December LIFT Monthly Ridership
26-0018 Five Year Ridership Graph
26-0019 PTBA Sales Tax Data 2025 vs. 2024
8. **SUMMARY STATEMENT - CHANGE OF NOVEMBER 2026 MEETING DATE**
26-0020 **SUMMARY OF STATEMENT:**
The Cowlitz Transit Authority normally conducts the board meeting on the second Wednesday of each month, at 4:00 pm.

However, the November 2026 meeting would fall on November 11, Veterans Day. Because the CTA Board normally conducts the annual budget hearing and adopts the following year budget in November, staff recommends against canceling this meeting.

RECOMMENDED ACTION:
Motion to approve Tuesday, November 10, 2026 at 3:00 pm as the date for the November 2026 CTA Board meeting.

OR,
Provide direction to staff regarding a change of date to the November 2026 CTA Board Meeting.
9. **MANAGER'S REPORT**
10. **MISCELLANEOUS**

11. ADJOURNMENT



Minutes

Agenda

Cowlitz Transit Authority

*Lisa Alexander (Chair), MaryAlice Wallis (Co-Chair), Kennan Harvey,
Erik Halvorson, Anthony Harris (Nonvoting), Steven Ferrell, Spencer Boudreau (Alternate),
Mike Karnofski (Alternate), Richard Dahl (Alternate)*

Wednesday, December 10, 2025

4:00 PM

Hybrid Meeting
Longview Council Chambers
1525 Broadway St, Longview

NOTICE IS HEREBY GIVEN, in accordance with RCW Chapter 42.30, the Cowlitz Transit Authority will conduct a **Regular Board Meeting** on **Wednesday, December 10, 2025, at 4:00 p.m.** in the Longview City Hall Council Chamber, 1525 Broadway St, Longview, WA. This meeting is also available by Zoom.

Agendas are made available the Friday before the meeting at www.mylongview.com under “Agendas & Minutes.”

Zoom meeting link: <https://us02web.zoom.us/j/89844443333>

Telephone options (dial any of the following numbers):

1 253 215 8782

1 408 638 0968

1 669 900 6833

1 346 248 7799

1 312 626 6799

1 646 876 9923

1 301 715 8592

Webinar ID: 898 4444 3333

Longview City Hall is accessible for persons with disabilities. Special equipment to assist the hearing impaired is also available. Please contact the Board Clerk’s Office at (360) 442-5664 at least forty-eight (48) hours in advance if you require special accommodations to attend the meeting.

Written comments may be submitted up to forty-eight (48) hours in advance via email at customerservice@rctransit.org.

Next meeting

Wednesday, January 14, 2026

4:00 p.m. – Regular Board Meeting

1. CALL TO ORDER

Chair Alexander called the meeting to order at 4:01 pm.

2. FLAG SALUTE

The flag salute was recited.

3. ROLL CALL

Present: Chair Lisa Alexander; Member Erik Halvorson (Via Zoom); Member Steven Ferrell; Member Anthony Harris

Absent: Vice-Chair MaryAlice Wallis; Member Keenan Harvey; Member (Alternate) Mike Karnofski; Member (Alternate) Spencer Boudreau; Member (Alternate) Richard Dahl

Staff Present: Steve Hansen, Asst. Public Works Director; Jim Seeks, Transit Manager; Doreen Daggett, Transit Supervisor; Tara Hargrave, Clerk of the Board

Others Present: Betsy DeSpain, Paratransit Regional Manager; Sheila Harmon, Paratransit Manager; Megan Wirtz, CWCOG

4. PUBLIC COMMENTS

None.

5. CONSIDERATION OF MINUTES FOR NOVEMBER 12, 2025

A motion was made by Member Ferrell, seconded by Member Halvorson to approve the November 12, 2025 Cowlitz Transit Authority Regular Board Meeting and Public Hearing Minutes. The motion carried unanimously.

25-001021 2025 11 12 CTA Board Minutes

6. CONSENT CALENDAR

A motion was made by Member Ferrell, seconded by Member Halvorson to approve the Consent Calendar in its entirety as presented. The motion carried unanimously.

25-001022 2025 October CTA Treasurer's Report

25-001023 2025 October CTA Fund Balance Report

25-001024 Invoice #2026-01 - City of Longview \$510,043.37

25-001091 Invoice #469 - CWCOG (LKRATS Q1 (Jul-Sept 25))

7. REPORTS

Transit Manager Seeks reported he believes ridership will be under the previously anticipated 300,000 number.

25-001025 2025 Annual Fixed Route Ridership

25-001026 2025 November Daily Fixed Route Ridership

25-001027 2025 November Daily Fixed Route Ridership by Hour

25-001028 2025 November Fixed Route Average Passengers per Trip

25-001029 2025 November LIFT Monthly Ridership

25-001030 Five Year Ridership Graph

25-001031 PTBA Sales Tax Data 2025 vs. 2024

8. MANAGER'S REPORT

Transit Manager Seeks reported on the Situational Awareness Training and the vehicles received, making Fleet very busy.

Mobility Supervisor Daggett reported on weather slowing down the outreach events, but both Mark Morris and STEPS had bus outings.

Paratransit Manager Harmon reported things going slow but still a 8.7% increase over last year.

9. MISCELLANEOUS

Chair Alexander wished everyone a Merry Christmas and Happy New Year and asked everyone to stay dry and safe.

10. ADJOURNMENT

Chair Alexander adjourned the meeting at 4:07 pm.

Lisa Alexander, Chair

Tara Hargrave, Clerk of the Board

69701 TRANSIT AUTHORITY

930100 TRANSIT AUTHORITY

Account Information	BARS Information	Beg Balance	Debits	Credits	Change	End Balance
1111000 CASH		799,781.48	538,007.86	- 544,899.82	- 6,891.96	792,889.52
1180000 INVESTMENTS		6,477,999.97	23,395.49	0.00	23,395.49	6,501,395.46
2131020 ACCOUNTS PAYABLE - AP MODULE		0.00	521,504.33	- 521,504.33	0.00	0.00
2880000 UNRESERVED FUND BALANCE		- 7,285,653.79	0.00	0.00	0.00	- 7,285,653.79
3132100 PUBLIC TRANSPORTATION SYSTEM	8900000 DISTRICT ACTIVITIES	- 4,969,089.40	0.00	- 513,211.20	- 513,211.20	- 5,482,300.60
3611000 INVESTMENT EARNINGS	8900000 DISTRICT ACTIVITIES	- 212,631.62	0.00	- 23,395.49	- 23,395.49	- 236,027.11
3614000 OTHER INTEREST	8900000 DISTRICT ACTIVITIES	- 13,149.41	0.00	- 1,401.17	- 1,401.17	- 14,550.58
3619000 FMV INVESTMENT EARNINGS	3007800 INTEREST EARNED ON INVESTMENTS	37,205.84	0.00	0.00	0.00	37,205.84
5490010 ELECTION COSTS	8900000 DISTRICT ACTIVITIES	1,337.98	0.00	0.00	0.00	1,337.98
5492000 OTHER	8900000 DISTRICT ACTIVITIES	5,164,198.95	521,504.33	0.00	521,504.33	5,685,703.28
Total		0.00	1,604,412.01	- 1,604,412.01	0.00	0.00

COWLITZ TRANSIT AUTHORITY FUND BALANCES
For Period Ending: November 30, 2025

	<u>Current Period</u>	<u>Y-T-D</u>
COWLITZ TRANSIT AUTHORITY		
Beginning Balance: January 1, 2025	\$	7,615,880.86
CTA Revenue		
Metro Sales Tax	513,211.20	5,482,300.60
Interest Earnings/Investments	23,395.49	236,027.11
Local Sales Interest	1,401.17	14,550.58
LCC Ridership Agreement		-
Other Miscellaneous Revenue		-
Subtotal	\$ 538,007.86	\$ 5,732,878.29
CTA Expenditures		
City of Longview	521,125.00	5,666,447.00
City of Longview - Audit Services		864.60
Legal Counsel/Notices	376.33	2,549.50
Transit Center Security Services		-
Misc. (election costs, etc)		1,337.98
Cowlitz-Wahkiakum Council of Governments Dues		3,786.06
Subtotal	\$ 521,501.33	\$ 5,674,985.14
CTA Ending Balance		\$ 7,673,774.01
CITY OF LONGVIEW		
Beginning Balance: January 1, 2025	\$	106,663.45
Longview Revenue		
Federal Grant Competitive- 5339 Replacement Buses	\$ -	\$ -
Federal Grant - ARPA 5307 Formula-Operating	\$ -	\$ -
Federal Grant - 5307 Formula- Operating	\$ -	\$ -
Federal Grant Competitive- 5310 Paratransit Operating	\$ -	\$ -
State Grant - Regional Mobility Operating (PTD0105	\$ -	\$ -
WSDOT Transit Support Grant	\$ -	\$ 664,360.00
Green Transportation Planning - PTD0567	\$ -	\$ -
WSTIP Risk Management Grant (RMG)	\$ -	\$ -
Farebox/Pass Sales	\$ 8,935.63	\$ 147,416.12
Payments from CTA	\$ 521,128.00	\$ 5,666,450.00
State Pool - Interest	\$ 21,089.77	\$ 155,183.15
Paratransit Office Space Rental	\$ 981.11	\$ 10,792.21
Bank Returns Fees	\$ -	\$ -
Other Misc Revenue	\$ -	\$ -
Bank One Rebates	\$ -	\$ -
Federal Grant Competitive- 5310 - Replacement Buses	\$ -	\$ -
Miscellaneous Adjustments/Settlements/AR	\$ -	\$ -
Due from other Governments	\$ -	\$ 1,649,133.00
Cashier Over-Short / NSF	\$ -	\$ 75.00
Fixed Assets Sale Proceeds	\$ -	\$ -
Insurance Recoveries	\$ -	\$ 151.31
Other Recoveries / Guest Rider	\$ -	\$ -
Capital Asset Gains (Losses)	\$ -	\$ -
Subtotal	\$ 552,134.51	\$ 8,293,560.79
Longview Expenditures		
Subtotal	\$498,416.91	\$5,928,065.75
Longview Ending Balance		\$ 2,472,158.49
Combined CTA & Longview Ending Balance		\$ 10,145,932.50

INVOICE

Date: 01/14/2026
Invoice # 2026-02

City of Longview Transit
PO Box 128
Longview, WA 98632
360-442-5664

BILL TO Cowlitz Transit Authority
207 North 4th Avenue
Kelso WA 98626

Comments

DESCRIPTION	AMOUNT
Public Transit Services for February, 2026	\$510,043.37
AMOUNT DUE	
	\$510,043.37

REMITTANCE	
Statement #	2026-02
Date	01/14/2026
Amount Due	\$510,043.37
Amount Enclosed	

Please make check payable to City of Longview - Transit

RIVERCITIES TRANSIT
RIDERSHIP BY THE YEAR

YEAR	ROUTE	JAN	FEB	MAR	APR	MAY	JUNE	JULY	AUG	SEPT	OCT	NOV	DEC	TOTAL
2025	30	1,413	1,248	1,279	1,356	1,345	1,178	1,429	1,336	1,313	1,413	1,092	1,100	15,502
	31	3,924	3,615	3,872	3,898	3,972	3,665	3,608	3,583	1,254	3,479	3,215	3,408	41,493
	32	2,950	2,785	2,713	3,074	2,803	2,483	2,832	2,746	3,240	3,348	2,827	2,632	34,433
	33	3,182	2,922	3,490	3,382	3,489	3,328	3,066	3,244	3,494	3,930	3,249	3,088	39,864
	44	1,991	1,813	2,037	2,147	2,119	2,191	2,337	2,073	1,952	2,132	1,471	1,727	23,990
	45	7,443	6,975	7,224	7,317	7,343	6,728	6,720	7,056	6,849	7,154	6,014	6,476	83,299
	46	735	677	701	780	762	651	679	747	603	723	378	452	7,888
	57	3,482	3,049	3,423	3,479	3,355	2,838	2,233	2,289	3,236	3,798	2,804	2,790	36,776
	411	446	484	632	645	425	422	524	447	427	426	270	379	5,527
	433								45	44	57	54	24	20
	511							1,085	1,235	1,254	1,270	918	941	6,703
	TOTAL	25,566	23,568	25,371	26,078	25,613	23,484	24,558	24,800	23,679	27,727	22,262	23,013	295,719

YEAR	ROUTE	JAN	FEB	MAR	APR	MAY	JUNE	JULY	AUG	SEPT	OCT	NOV	DEC	TOTAL
2024	30	1,099	1,192	1,351	1,534	1,457	1,186	1,403	1,431	1,358	1,505	1,062	1,196	15,774
	31	3,263	3,617	3,983	3,590	3,929	3,458	3,830	4,017	3,706	4,082	3,347	3,600	44,422
	32	2,435	2,613	2,689	2,927	2,819	2,590	3,014	2,749	2,550	2,984	2,683	2,382	32,435
	33	2,166	2,609	2,785	2,789	2,862	2,677	2,776	2,917	2,849	3,235	2,885	2,810	33,360
	44	1,262	1,421	1,588	1,754	1,879	1,585	1,758	1,924	1,778	2,254	1,919	1,804	20,926
	45	5,221	5,988	6,293	6,254	6,440	5,909	6,545	6,646	6,573	7,409	7,060	6,986	77,324
	46	511	531	570	673	616	555	742	608	707	884	712	773	7,882
	57	2,332	2,859	2,779	2,758	2,850	2,234	2,304	2,648	2,828	3,454	3,194	3,059	33,299
	411	410	439	483	676	588	478	542	524	458	611	486	393	6,088
		TOTAL	18,699	21,269	22,521	22,955	23,440	20,672	22,914	23,464	22,807	26,418	23,348	23,003

YEAR	ROUTE	JAN	FEB	MAR	APR	MAY	JUNE	JULY	AUG	SEPT	OCT	NOV	DEC	TOTAL
2023	30	1,197	1,140	1,318	1,111	1,374	1,408	1,332	1,408	1,228	1,304	1,168	1,163	15,151
	31	3,422	3,131	3,732	3,313	3,633	3,660	3,527	4,026	3,606	3,501	3,579	3,652	42,782
	32	2,632	2,302	2,525	2,350	2,472	2,484	2,704	2,828	2,538	2,533	2,608	2,539	30,515
	33	2,595	2,495	2,784	2,414	2,663	2,314	2,402	2,477	2,737	2,784	2,350	2,052	30,067
	44	1,482	1,332	1,652	1,287	1,702	1,607	1,418	1,612	1,483	1,679	1,449	1,392	18,095
	45	5,332	4,822	5,762	5,829	6,196	5,822	5,267	6,364	5,494	5,842	5,598	5,300	67,628
	46	299	240	337	356	463	528	458	566	560	533	560	552	5,452
	57	2,543	2,190	2,471	2,252	2,343	2,387	2,167	2,398	2,389	2,692	2,763	2,126	28,721
	411	171	225	166	279	363	402	388	425	385	437	402	383	4,026
	NCC	86	120	72	32									
	TOTAL	19,759	17,997	20,819	19,223	21,209	20,612	19,663	22,104	20,420	21,305	20,477	19,159	242,747

YEAR	ROUTE	JAN	FEB	MAR	APR	MAY	JUNE	JULY	AUG	SEPT	OCT	NOV	DEC	TOTAL
2022	30	754	766	954	894	979	1,089	979	1,209	1,194	1,159	1,004	1,024	12,005
	31	2,258	2,303	3,065	2,931	2,888	3,142	3,056	3,460	3,204	3,102	3,269	3,328	36,006
	32	1,861	1,873	2,302	2,128	2,155	2,285	2,528	2,849	2,858	2,943	2,582	2,267	28,631
	33	1,991	1,986	2,292	2,311	2,111	2,134	1,988	2,336	2,382	2,443	2,344	2,279	26,597
	44	986	1,022	1,350	1,110	1,242	1,511	1,161	1,530	1,458	1,453	1,221	1,282	15,326
	45	3,984	4,401	5,169	4,927	4,937	5,142	4,530	5,419	5,359	5,440	4,966	4,948	59,222
	46	399	353	452	357	402	396	332	471	414	371	301	293	4,541
	57	1,516	1,592	1,860	1,761	1,768	1,834	1,825	2,054	2,066	2,485	2,024	2,026	22,811
	411					61	80	72	82	61	92	78	75	601
	NCC								88	104	160	91	78	521
	TOTAL	13,749	14,296	17,444	16,419	16,543	17,613	16,471	19,498	19,100	19,648	17,880	17,600	206,261

YEAR	ROUTE	JAN	FEB	MAR	APR	MAY	JUNE	JULY	AUG	SEPT	OCT	NOV	DEC	TOTAL
2021	30		488	936	976	799	891	925	816	815	781	714	704	8,845
	31	2,687	2,270	2,991	3,047	2,765	2,724	2,931	2,628	2,538	2,516	2,440	2,498	32,035
	32	1,461	1,424	1,861	1,980	1,747	1,897	2,038	1,688	1,770	1,905	1,772	1,951	21,494
	33	1,844	1,406	1,940	2,196	2,064	2,289	2,269	2,055	1,973	2,066	2,106	2,021	24,229
	44		553	1,240	1,265	1,108	1,119	1,237	1,236	1,130	1,201	1,176	1,093	12,358
	45	3,763	3,278	4,891	4,803	4,599	4,538	4,940	4,621	4,509	4,349	4,142	4,174	52,607
	46										272	422	369	400
57	926	912	1,452	1,538	1,262	1,362	1,378	1,367	1,681	1,625	1,382	1,396	16,281	
	TOTAL	10,681	10,331	15,311	15,805	14,344	14,820	15,718	14,411	14,688	14,865	14,101	14,237	169,312

RIVERCITIES TRANSIT DAILY RIDERSHIP REPORT
Dec-25

DATE	ROUTE 30	ROUTE 31	ROUTE 32	ROUTE 33	ROUTE 44	ROUTE 45	ROUTE 45 B	ROUTE 46	ROUTE 57	ROUTE 411	ROUTE 433	ROUTE 511	TOTAL
1	67	215	149	181	100	256	152	26	108	17	4	54	1329
2	70	158	133	170	76	163	97	20	151	22	2	46	1108
3	54	158	117	136	89	176	97	36	132	24	3	59	1081
4	50	120	111	125	77	169	108	28	148	14	0	35	985
5	40	130	102	119	82	152	99	20	131	13	1	46	935
6 S		122	89	107		173			53				544
7													
8	43	117	135	104	75	155	73	18	141	16	3	42	922
9	56	130	108	116	74	165	84	14	141	19	2	44	953
10	46	134	113	111	91	170	116	25	101	22	1	53	983
11	46	130	94	120	83	141	119	27	171	18	0	34	983
12	52	138	112	120	91	228	144	20	114	17	0	38	1074
13 S		83	71	97		122			81				454
14													
15	46	132	120	126	69	195	82	31	134	17	0	28	980
16	66	135	125	145	90	199	91	26	110	23	0	48	1058
17	36	127	92	142	65	188	107	18	144	20	0	39	978
18	39	116	94	88	110	143	94	14	105	13	1	37	854
19	46	119	102	111	76	153	105	15	98	19	0	49	893
20 S		123	72	126		146			75				542
21													
22	64	142	98	133	73	182	91	20	96	16	1	41	957
23	44	166	108	99	85	150	122	26	86	15	1	60	962
24 R		106	60	81		127			66				440
25 H													
26	43	132	59	105	52	111	85	17	49	16	0	49	718
27 S		107	69	88		147			89				500
28													
29	59	132	100	125	84	148	82	20	92	21	0	29	892
30	70	104	107	102	103	186	106	13	84	26	1	49	951
31	63	132	92	111	82	157	120	18	90	11	0	61	937
TOTAL (26)	1100	3408	2632	3088	1727	4302	2174	452	2790	379	20	941	23013
WEEKDAY TOTAL (21)	1100	2867	2271	2589	1727	3587	2174	452	2426	379	20	941	20533
SATURDAY/REDUCED DAY TOTAL (5)		541	361	499		715			364				2480
DAILY AVERAGE	52	131	101	119	82	165	104	22	107	18	1	45	885
WEEKDAY AVERAGE	52	137	108	123	82	171	104	22	116	18	1	45	978
SATURDAY/REDUCED DAY AVERAGE		108	72	100		143			73				496

Ridership by Hour
12/1/2025 - 12/31/2025

Weekday - Passengers by Hour

Route	630	700	800	900	1000	1100	1200	1300	1400	1500	1600	1700	1800	TOTAL
31	30	141	212	279	330	227	244	288	343	284	203	183	103	2,867
32	41	81	126	197	178	225	222	245	307	226	191	142	90	2,271
33	19	136	204	242	288	204	216	225	268	303	222	171	91	2,589
Route	630	720	820	920	1020	1120	1220	1320	1420	1520	1620	1720	1820	
44	40	52	158	178	195	171	173	193	168	140	125	76	58	1,727
57	76	171	140	182	142	154	165	277	424	238	191	214	52	2,426
Route					1030	1130	1230	1330	1430	1530	1630			
30					125	180	189	183	164	151	108			1,100
Route					1050	1150	1250	1350	1450	1550				
46					80	83	89	85	65	50				452
Route	630	700	730	800	not shown for brevity					1700	1720	1800	1830	
45	62	109	87	174						152	123	74	58	5,761
Route	630	715	815	915	1115		1215	1415		1515	1615	1715		
411	14	33	28	44	45	54	54	40	23	44				379
Route			820	1120		1420		1620		1820				
433			4	6	3	4	3							20
Route	625	730	1000		1047	1200	1300	1400	1447	1630	1730			
511	79	95	79	40	169	120	78	45	146	90				941

Saturday - Passengers by Hour

Route	800	900	1000	1100	1200	1300	1400	1500	1600	1700	TOTAL			
31	34	55	59	77	63	59	61	52	49	32	541			
32	13	25	35	37	50	52	63	41	29	16	361			
33	36	35	56	51	77	62	68	35	52	27	499			
Route	820	920	1020	1120	1220	1320	1420	1520	1620	1720				
57	20	32	20	33	37	41	50	46	47	38	364			
Route	800	830	900	930	not shown for brevity					1600	1630	1700	1730	
45	24	25	41	27						36	34	35	12	715

Total Fixed Route

23,013

Average Passengers per Trip
12/1/2025 - 12/31/2025

Weekday

Route	630	700	800	900	1000	1100	1200	1300	1400	1500	1600	1700	1800	Passengers per Revenue Service Hr	Avg daily boardings	
31	1.4	6.7	10.1	13.3	15.7	10.8	11.6	13.7	16.3	13.5	9.7	8.7	4.9	11.2	137	
32	2.0	3.9	6.0	9.4	8.5	10.7	10.6	11.7	14.6	10.8	9.1	6.8	4.3	8.8	108	
33	0.9	6.5	9.7	11.5	13.7	9.7	10.3	10.7	12.8	14.4	10.6	8.1	4.3	10.1	123	
Route	630	720	820	920	1020	1120	1220	1320	1420	1520	1620	1720	1820			
44	1.9	2.5	7.5	8.5	9.3	8.1	8.2	9.2	8.0	6.7	6.0	3.6	2.8	6.6	82	
57	3.6	8.1	6.7	8.7	6.8	7.3	7.9	13.2	20.2	11.3	9.1	10.2	2.5	9.3	116	
Route					1030	1130	1230	1330	1430	1530	1630					
30					6.0	8.6	9.0	8.7	7.8	7.2	5.1			7.7	52	
Route					1050	1150	1250	1350	1450	1550						
46					3.8	4.0	4.2	4.0	3.1	2.4				3.7	22	
Route	630	700	730	800	not shown for brevity						1700	1720	1800	1830		
45	3.0	5.2	4.1	8.3							7.2	5.9	3.5	2.8	13.7	274
Route	630	715	815	915		1115	1215		1415	1515	1615	1715				
411	0.7	1.6	1.3	2.1		2.1	2.6		2.6	1.9	1.1	2.1		2.1	18	
Route			820			1120		1420		1620		1820				
433			0.2			0.3		0.1		0.2		0.1		0.4	1	
Route	625	730			1000	1047	1200	1300	1400	1447	1630	1730				
511	3.8	4.5			3.8	1.9	8.0	5.7	3.7	2.1	7.0	4.3		5.0	45	

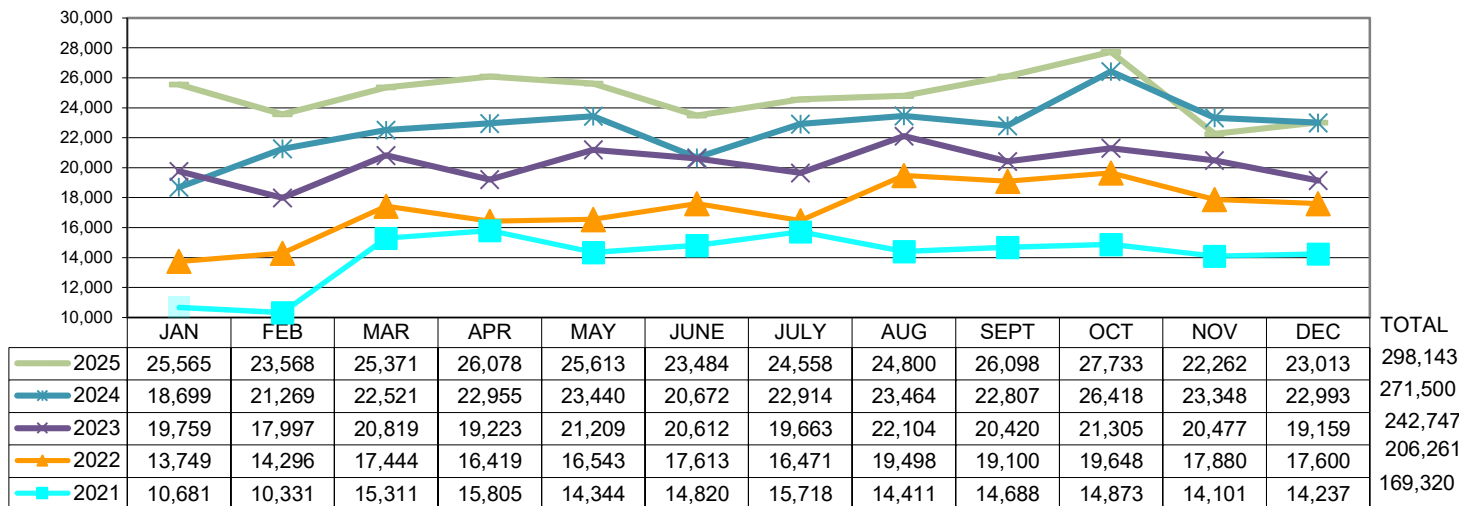
Saturday

Route	800	900	1000	1100	1200	1300	1400	1500	1600	1700	Passengers per Revenue Service Hr	Avg daily boardings	
31	6.8	11.0	11.8	15.4	12.6	11.8	12.2	10.4	9.8	6.4	11.1	108	
32	2.6	5.0	7.0	7.4	10.0	10.4	12.6	8.2	5.8	3.2	7.4	72	
33	7.2	7.0	11.2	10.2	15.4	12.4	13.6	7.0	10.4	5.4	10.2	100	
Route	820	920	1020	1120	1220	1320	1420	1520	1620	1720			
57	4.0	6.4	4.0	6.6	7.4	8.2	10.0	9.2	9.4	7.6	7.5	73	
Route	800	830	900	not shown for brevity				1600	1630	1700	1730		
45	4.8	5.0	8.2					7.2	6.8	7.0	2.4	14.4	143

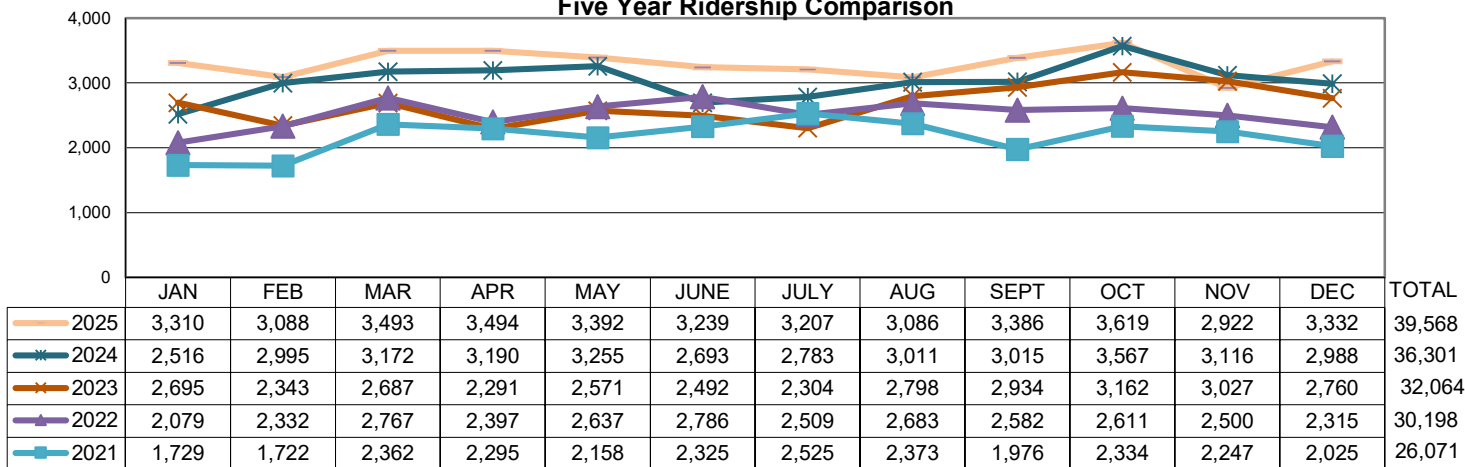
System Productivity

8.7

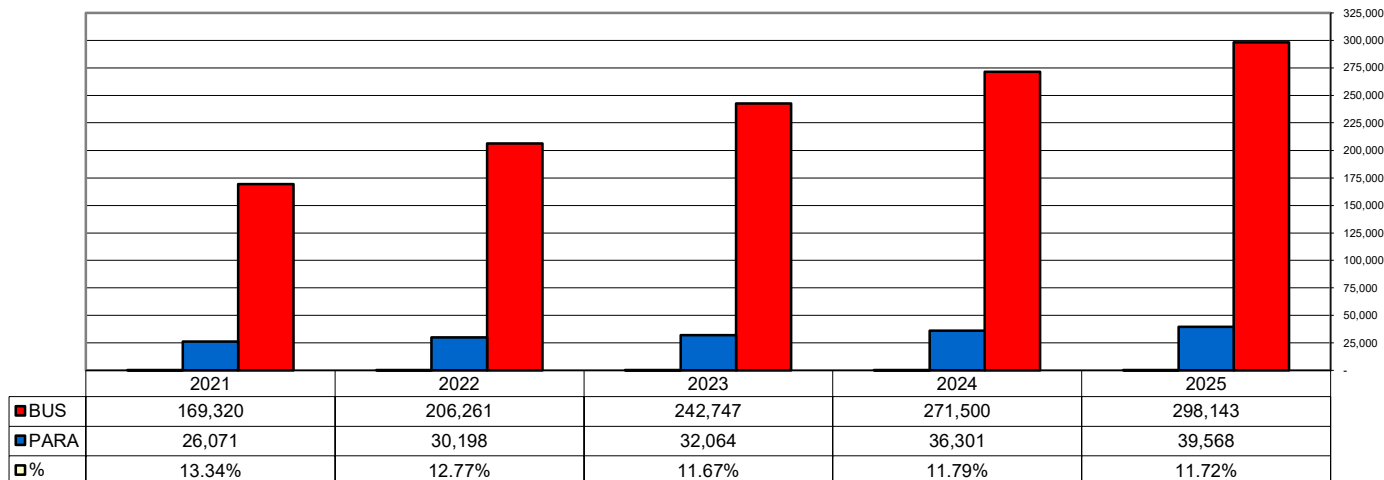
RiverCities Transit Fixed Route Five Year Ridership Comparison



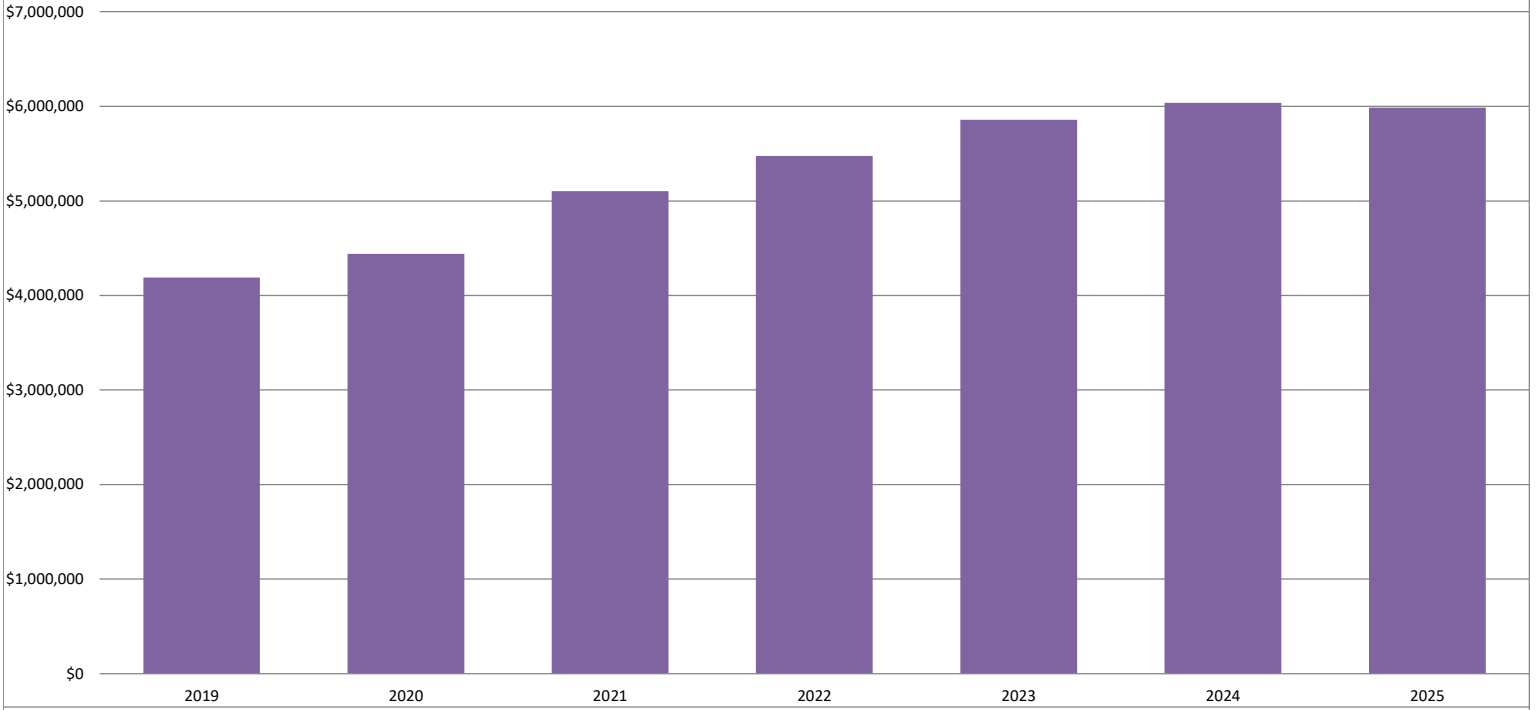
RiverCities Transit Paratransit Five Year Ridership Comparison



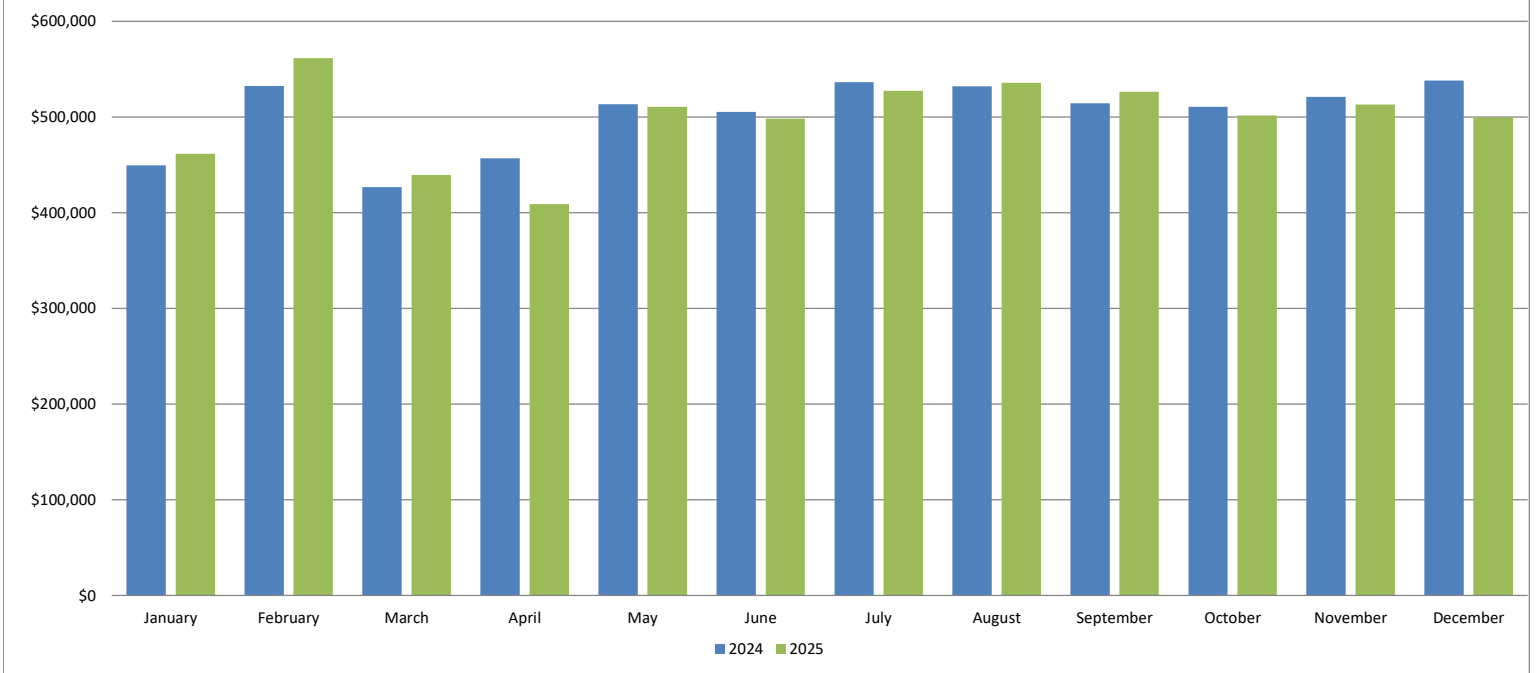
Comparison of Ridership Bus and Paratransit Ridership



Cowlitz Public Transit Benefit Area Sales Tax Revenue



Cowlitz PTBA Sales Tax Revenue 2025 vs 2024





Cowlitz Transit Authority

Agenda Summary

CHANGE OF NOVEMBER 2026 CTA BOARD MEETING DATE AND TIME

SUMMARY STATEMENT:

The Cowlitz Transit Authority normally conducts the board meeting on the second Wednesday of each month, at 4:00 pm.

However, the November 2026 meeting would fall on November 11, Veterans Day. Because the CTA Board normally conducts the annual budget hearing and adopts the following year budget in November, staff recommends against cancelling this meeting.

The closest time and date for which the City of Longview Council Chamber is available is at 3:00 pm on Tuesday, November 10, 2026.

If that time and/or date does not work for the majority of current CTA Boardmembers, staff will issue a Doodle poll for a date and time that better meets their needs. Staff can also contact the City of Kelso regarding availability of its council chamber, if necessary.

RECOMMENDED ACTION:

Motion to approve Tuesday, November 10, 2026 at 3:00 pm as the date for the November 2026 CTA Board meeting.

OR,

Provide direction to staff regarding a change of date to the November 2026 CTA Board Meeting.