



## Agenda

### Cowlitz Transit Authority

*Lisa Alexander (Chair), Erik Halvorson, Michael Claxton,  
Jackie Collins, Steven Ferrell, Anthony Harris (Nonvoting),  
Keenan Harvey (Alternate), Richard Dahl (Alternate)*

Wednesday, February 11, 2026

4:00 PM

Hybrid Meeting  
Longview Council Chambers  
1525 Broadway St, Longview

**NOTICE IS HEREBY GIVEN, in accordance with RCW Chapter 42.30, the Cowlitz Transit Authority will conduct a Regular Board Meeting on Wednesday, February 11, 2026, at 4:00 p.m. in the Longview City Hall Council Chamber, 1525 Broadway St, Longview, WA. This meeting is also available by Zoom.**

**Agendas are made available the Friday before the meeting at [www.mylongview.com](http://www.mylongview.com) under "Agendas & Minutes."**

**Zoom meeting link: <https://us02web.zoom.us/j/89844443333>**

**Telephone options (dial any of the following numbers):**

- 1 253 215 8782
- 1 408 638 0968
- 1 669 900 6833
- 1 346 248 7799
- 1 312 626 6799
- 1 646 876 9923
- 1 301 715 8592

**Webinar ID: 898 4444 3333**

**Longview City Hall is accessible for persons with disabilities. Special equipment to assist the hearing impaired is also available. Please contact the Board Clerk's Office at (360) 442-5664 at least forty-eight (48) hours in advance if you require special accommodations to attend the meeting.**

**Written comments may be submitted up to forty-eight (48) hours in advance via email at [customerservice@rctransit.org](mailto:customerservice@rctransit.org).**

**Next meeting**

**Wednesday, March 11, 2026  
4:00 p.m. – Regular Board Meeting**

1. **CALL TO ORDER**
2. **FLAG SALUTE**
3. **ROLL CALL**
4. **PUBLIC COMMENTS**
5. **CONSIDERATION OF MINUTES: JANUARY 14, 2026**
  - 26-0088 2026 01 14 CTA Board Minutes
6. **CONSENT CALENDAR**
  - 26-0089 2025 December CTA Treasurer's Report
  - 26-0090 2025 December CTA Fund Balance Report
  - 26-0091 Invoice #2026-03 - City of Longview \$510,043.37
  - 26-00105 Invoice #5343 - Law Office of EHW - \$140.00
  - 26-00112 Invoice #508 - CWCOG - 2026 Annual Dues - \$504.00
  - 26-00113 Invoice #520 - CWCOG - Mobility Match Jan - Jun 26 - \$3,125.00
  - 26-00114 Invoice #525 - CWCOG - 2026 EDA Grant Match - \$250.00
7. **REPORTS**
  - 26-0092 2026 Annual Fixed Route Ridership
  - 26-0093 2026 January Daily Fixed Route Ridership
  - 26-0094 2026 January Daily Fixed Route Ridership by Hour
  - 26-0095 2026 January Fixed Route Average Passengers per Trip
  - 26-0096 2026 January LIFT Monthly Ridership
  - 26-0097 Five Year Ridership Graph
  - 26-0098 PTBA Sales Tax Data 2026 vs. 2025
8. **ELECTION OF OFFICERS**
  - 26-00116 In accordance with the By-Laws of the Cowlitz Transit Authority, Section VI, 6.2, Term, the Board is required to elect a Chair and Vice Chair from among its members at the first meeting in February of each year.
9. **SUMMARY STATEMENT: ESTABLISH PUBLIC HEARING FOR APRIL SERVICE CHANGES**
  - 26-00115 **SUMMARY STATEMENT:**  
The Cowlitz Transit Authority (CTA) bylaws Section 5.3 states that the Authority shall hold a public hearing to solicit public comment on any change in transit service routes amounting to a change in excess of 20% of the total distance of any one route. Staff's proposal regarding service on five (5) routes meets this criterion.

The five (5) routes affected are Routes 33, 44, 411, 433 and 511.

RiverCities Transit staff will present information to the CTA Board so they may consider modifying transit service and will promote public comment on the proposal.

The proposed service change will be published for comment on February 18, 2026.

**RECOMMENDED ACTION:**

Establish a public hearing to be held during the March 11, 2026, CTA Board Meeting to receive comments on the proposed service changes.

- 10. **MANAGER'S REPORT**
- 11. **MISCELLANEOUS**
- 12. **ADJOURNMENT**



# Minutes

## Agenda

### Cowlitz Transit Authority

*Lisa Alexander (Chair), Kennan Harvey,  
Erik Halvorson, Anthony Harris (Nonvoting), Steven Ferrell,  
Mike Karnofski (Alternate), Richard Dahl (Alternate)*

Wednesday, January 14, 2026

4:00 PM

Hybrid Meeting  
Longview Council Chambers  
1525 Broadway St, Longview

**NOTICE IS HEREBY GIVEN**, in accordance with RCW Chapter 42.30, the Cowlitz Transit Authority will conduct a **Regular Board Meeting** on **Wednesday, January 14, 2026, at 4:00 p.m.** in the Longview City Hall Council Chamber, 1525 Broadway St, Longview, WA. This meeting is also available by Zoom.

Agendas are made available the Friday before the meeting at [www.mylongview.com](http://www.mylongview.com) under “Agendas & Minutes.”

Zoom meeting link: <https://us02web.zoom.us/j/89844443333>

Telephone options (dial any of the following numbers):

- 1 253 215 8782
- 1 408 638 0968
- 1 669 900 6833
- 1 346 248 7799
- 1 312 626 6799
- 1 646 876 9923
- 1 301 715 8592

Webinar ID: 898 4444 3333

Longview City Hall is accessible for persons with disabilities. Special equipment to assist the hearing impaired is also available. Please contact the Board Clerk’s Office at (360) 442-5664 at least forty-eight (48) hours in advance if you require special accommodations to attend the meeting.

Written comments may be submitted up to forty-eight (48) hours in advance via email at [customerservice@rctransit.org](mailto:customerservice@rctransit.org).

**Next meeting**

Wednesday, February 11, 2026  
4:00 p.m. – Regular Board Meeting

**1. CALL TO ORDER**

Chair Alexander called the meeting to order at 4:01 pm.

**2. FLAG SALUTE**

The flag salute was recited.

**3. ROLL CALL**

Present: Chair Lisa Alexander; Member Steven Ferrell (on Zoom); Member Erik Halvorson; Member Anthony Harris

Absent: Member Keenan Harvey; Member (Alternate) Mike Karnofski; Member (Alternate) Richard Dahl

Staff Present: Chris Collins, Public Works Director; Steve Hansen, Asst. Public Works Director; Jim Seeks, Transit Manager; Doreen Daggett, Transit Supervisor; Tara Hargrave, Clerk of the Board

Others Present: Betsy DeSpain, Paratransit Regional Manager; Sheila Harmon, Paratransit Manager; Megan Wirtz, CWCOC (arrived late); Previous Vice-Chair MaryAlice Wallis

**4. PUBLIC COMMENTS**

None.

**5. CONSIDERATION OF MINUTES FOR DECEMBER 10, 2025**

A motion was made by Member Halvorson, seconded by Member Ferrell to approve the January 14, 2026 Cowlitz Transit Authority Regular Board Meeting Minutes. The motion carried unanimously.

**26-009 2025 12 10 CTA Board Minutes**

**6. CONSENT CALENDAR**

A motion was made by Member Halvorson, seconded by Member Ferrell to approve the Consent Calendar in its entirety as presented. The motion carried unanimously.

**26-0010 2025 November CTA Treasurer's Report**

**26-0011 2025 November CTA Fund Balance Report**

**26-0012 Invoice #2026-02 - City of Longview \$510,043.37**

**7. REPORTS**

Transit Manager Seeks and Chair Alexander presented previous Vice Chair Wallis with a service plaque.

Transit Manager Seeks reported on the Rainier Route 433 ridership concern.

**26-0013 2025 Annual Fixed Route Ridership**

**26-0014 2025 December Daily Fixed Route Ridership**

**26-0015 2025 December Daily Fixed Route Ridership by Hour**

**26-0016 2025 December Fixed Route Average Passengers per Trip**

**26-0017 2025 December LIFT Monthly Ridership**

26-0018 Five Year Ridership Graph

26-0019 PTBA Sales Tax Data 2025 vs. 2024

8. **SUMMARY STATEMENT - CHANGE OF NOVEMBER 2026 MEETING DATE**

Transit Manager Seeks reported on the need to change the November CTA due to the Veteran's Day holiday.

A motion was made by Member Halvorson, seconded by Member Ferrell to approve Tuesday, November 10, 2026, at 3:00 p.m. as the date for the November 2026 CTA Board Meeting. The motion carried unanimously.

26-0020 **SUMMARY OF STATEMENT:**

**The Cowlitz Transit Authority normally conducts the board meeting on the second Wednesday of each month, at 4:00 pm.**

**However, the November 2026 meeting would fall on November 11, Veterans Day. Because the CTA Board normally conducts the annual budget hearing and adopts the following year budget in November, staff recommends against canceling this meeting.**

**RECOMMENDED ACTION:**

**Motion to approve Tuesday, November 10, 2026 at 3:00 pm as the date for the November 2026 CTA Board meeting.**

**OR,**

**Provide direction to staff regarding a change of date to the November 2026 CTA Board Meeting.**

9. **MANAGER'S REPORT**

Transit Manager Seeks reported on Transit operator resignations and interviews, staff members out on medical leave and the need to hire a temporary facilities worker, engine overhauls on two 2013 coaches, meeting with the City of Rainier re: Route 433, Board annual bus passes, and Board position voting in February per the bylaws.

Mobility Supervisor Daggett reported on 2026 youth passes, the STEPS program, travel training, voice recordings for Routes 433 and 511, and meeting with teachers from the Blind School for travel training.

Paratransit Manager Sheila Harmon reported on ridership number being up 50% since COVID and 2025 being up 14% over 2024, ridership by hour and productivity increase, and 70% increase in wheelchair clients.

10. **MISCELLANEOUS**

None.

11. **ADJOURNMENT**

Chair Alexander adjourned the meeting at 4:15 pm.

---

Lisa Alexander, Chair

---

Tara Hargrave, Clerk of the Board

**69701 TRANSIT AUTHORITY      930100 TRANSIT AUTHORITY**

Account Information	BARS Information	Beg Balance	Debits	Credits	Change	End Balance
1111000 CASH		792,889.52	545,818.59	-559,374.59	-13,556.00	779,333.52
1112000 WARRANTS OUTSTANDING		0.00	4,072.56	-4,072.56	0.00	0.00
1180000 INVESTMENTS		6,501,395.46	45,258.66	0.00	45,258.66	6,546,654.12
2131020 ACCOUNTS PAYABLE - AP MODULE		0.00	514,115.93	-514,115.93	0.00	0.00
2880000 UNRESERVED FUND BALANCE		-7,285,653.79	0.00	0.00	0.00	-7,285,653.79
3132100 PUBLIC TRANSPORTATION SYSTEM	8900000 DISTRICT ACTIVITIES	-5,482,300.60	0.00	-499,421.05	-499,421.05	-5,981,721.65
3611000 INVESTMENT EARNINGS	8900000 DISTRICT ACTIVITIES	-236,027.11	0.00	-45,258.66	-45,258.66	-281,285.77
3614000 OTHER INTEREST	8900000 DISTRICT ACTIVITIES	-14,550.58	0.00	-1,138.88	-1,138.88	-15,689.46
3619000 FMV INVESTMENT EARNINGS	3007800 INTEREST EARNED ON INVESTMENTS	37,205.84	0.00	0.00	0.00	37,205.84
5490010 ELECTION COSTS	8900000 DISTRICT ACTIVITIES	1,337.98	0.00	0.00	0.00	1,337.98
5492000 OTHER	8900000 DISTRICT ACTIVITIES	5,685,703.28	514,115.93	0.00	514,115.93	6,199,819.21
<b>Total</b>		<b>0.00</b>	<b>1,623,381.67</b>	<b>-1,623,381.67</b>	<b>0.00</b>	<b>0.00</b>

**COWLITZ TRANSIT AUTHORITY FUND BALANCES**  
**For Period Ending: December 31, 2025**

	Current Period	Y-T-D
<b>COWLITZ TRANSIT AUTHORITY</b>		
Beginning Balance: January 1, 2025	\$	7,615,880.86
<b>CTA Revenue</b>		
Metro Sales Tax	499,421.05	5,981,721.65
Interest Earnings/Investments	45,258.66	281,285.77
Local Sales Interest	1,138.88	15,689.46
LCC Ridership Agreement		-
Other Miscellaneous Revenue		-
Subtotal	\$ 545,818.59	\$ 6,278,696.88
<b>CTA Expenditures</b>		
City of Longview	521,128.00	6,187,575.00
City of Longview - Audit Services		864.60
Legal Counsel/Notices	376.33	2,925.83
Transit Center Security Services		-
Misc. (election costs, etc)		1,337.98
Cowlitz-Wahkiakum Council of Governments Dues		3,786.06
Subtotal	\$ 521,504.33	\$ 6,196,489.47
<b>CTA Ending Balance</b>		<b>\$ 7,698,088.27</b>
<b>CITY OF LONGVIEW</b>		
Beginning Balance: January 1, 2025	\$	106,663.45
<b>Longview Revenue</b>		
Federal Grant Competitive- 5339 Replacement Buses	\$ 427,750.00	\$ 427,750.00
Federal Grant - ARPA 5307 Formula-Operating	\$ -	\$ -
Federal Grant - 5307 Formula- Operating	\$ -	\$ -
Federal Grant Competitive- 5310 Paratransit Operating	\$ -	\$ -
State Grant - Regional Mobility Operating (PTD0105	\$ -	\$ -
WSDOT Transit Support Grant	\$ -	\$ 664,360.00
Green Transportation Planning - PTD0567	\$ -	\$ -
WSTIP Risk Management Grant (RMG)	\$ 5,000.00	\$ 5,000.00
Farebox/Pass Sales	\$ 19,865.69	\$ 167,281.81
Payments from CTA	\$ 510,043.37	\$ 6,176,493.37
State Pool - Interest	\$ -	\$ 155,183.15
Paratransit Office Space Rental	\$ 981.11	\$ 11,773.32
Bank Returns Fees	\$ -	\$ -
Other Misc Revenue	\$ -	\$ -
Bank One Rebates	\$ -	\$ -
Federal Grant Competitive- 5310 - Replacement Buses	\$ -	\$ -
Miscellaneous Adjustments/Settlements/AR	\$ -	\$ -
Due from other Governments	\$ -	\$ 1,649,133.00
Cashier Over-Short / NSF	\$ -	\$ 75.00
Fixed Assets Sale Proceeds	\$ -	\$ -
Insurance Recoveries	\$ -	\$ 151.31
Other Recoveries / Guest Rider	\$ -	\$ -
Capital Asset Gains (Losses)	\$ -	\$ -
Subtotal	\$ 963,640.17	\$ 9,257,200.96
<b>Longview Expenditures</b>		
Subtotal	\$1,583,038.34	\$7,511,104.09
<b>Longview Ending Balance</b>		<b>\$ 1,852,760.32</b>
<b>Combined CTA &amp; Longview Ending Balance</b>		<b>\$ 9,550,848.59</b>

# INVOICE

Date: 02/11/2026  
 Invoice # 2026-03

City of Longview Transit  
 PO Box 128  
 Longview, WA 98632  
 360-442-5664

**BILL TO** Cowlitz Transit Authority  
 207 North 4<sup>th</sup> Avenue  
 Kelso WA 98626

Comments

DESCRIPTION	AMOUNT
Public Transit Services for March, 2026	\$510,043.37
<b>AMOUNT DUE</b>	
\$510,043.37	

REMITTANCE	
Statement #	2026-03
Date	02/11/2026
Amount Due	\$510,043.37
Amount Enclosed	

Please make check payable to City of Longview - Transit

# INVOICE



Invoice # 5343  
Date: 01/31/2026  
Due On: 02/03/2026

## Law Office of Erin H. Winkles P.S.

1424 16th Avenue/ PO Box 7  
Longview, WA 98632  
Phone: 360-578-1392  
Email: erin@erinwinkleslaw.com

Cowlitz Transit Authority  
RiverCities Transit  
PO Box 128  
Longview, WA 98632

### 00560-Cowlitz Transit Authority

#### General File

Date	Time Keeper	Notes	Quantity	Rate	Total
01/10/2026	David Nelson	Review documents re: transit user board membership.	0.40	\$350.00	\$140.00
				<b>Subtotal</b>	<b>\$140.00</b>
				<b>Total</b>	<b>\$140.00</b>

#### Detailed Statement of Account

##### Current Invoice

Invoice Number	Due On	Amount Due	Payments Received	Balance Due
5343	02/03/2026	\$140.00	\$0.00	\$140.00
<b>Outstanding Balance</b>				<b>\$140.00</b>

<b>Amount in Trust</b>	<b>\$0.00</b>
<b>Total Amount Outstanding</b>	<b>\$140.00</b>


**Within 7 days of the above date, your trust funds will be applied to this bill unless you contact our office. Per your legal services agreement, please keep your trust account replenished to the required minimum balance.**

**\*\*PAYABLE UPON RECEIPT\*\***

**MAKE ALL CHECKS PAYABLE TO LAW OFFICE OF ERIN H. WINKLES P.S.**

**WE ACCEPT ALL CREDIT AND DEBIT CARDS**

Cowlitz-Wahkiakum Council of Governments  
PO Box 128  
Kelso, WA 98626  
+13605773041  
finance@cwkog.org



# INVOICE

BILL TO  
Cowlitz Transit  
Authority/RiverCities Transit  
254 Oregon Way  
Longview, WA 98632

INVOICE # 508  
DATE 01/15/2026  
DUE DATE 03/01/2026  
TERMS Net 45

---

DESCRIPTION	QTY	RATE	AMOUNT
Annual Member Dues - 2026	1	504.00	504.00

---

Thank you for being a valued member of the Cowlitz-Wahkiakum Council of Governments!

**BALANCE DUE**

**\$504.00**

Please feel free to contact us if you have any questions.

Cowlitz-Wahkiakum Council of Governments  
PO Box 128  
Kelso, WA 98626  
+13605773041  
finance@cw cog.org



# INVOICE

**BILL TO**  
Cowlitz Transit  
Authority/RiverCities Transit  
254 Oregon Way  
Longview, WA 98632

**INVOICE # 520**  
**DATE 01/15/2026**  
**DUE DATE 03/01/2026**  
**TERMS Net 45**

---

DESCRIPTION	QTY	RATE	AMOUNT
Mobility Management Match - Jan- Jun 26	1	3,125.00	3,125.00
<b>BALANCE DUE</b>			<b>\$3,125.00</b>

Cowlitz-Wahkiakum Council of Governments  
PO Box 128  
Kelso, WA 98626  
+13605773041  
finance@cwkog.org



# INVOICE

BILL TO  
Cowlitz Transit  
Authority/RiverCities Transit  
254 Oregon Way  
Longview, WA 98632

INVOICE # 525  
DATE 01/15/2026  
DUE DATE 03/01/2026  
TERMS Net 45

---

DESCRIPTION	QTY	RATE	AMOUNT
EDA Grant Match - 2026	1	250.00	250.00

Thank you for being a valued member of the Cowlitz-Wahkiakum Council of Governments!

**BALANCE DUE**

**\$250.00**

Please feel free to contact us if you have any questions.

**RIVERCITIES TRANSIT**  
RIDERSHIP BY THE YEAR

YEAR	ROUTE	JAN	FEB	MAR	APR	MAY	JUNE	JULY	AUG	SEPT	OCT	NOV	DEC	TOTAL
2026	30	1,103												1,103
	31	3,314												3,314
	32	2,721												2,721
	33	3,141												3,141
	44	1,893												1,893
	45	6,377												6,377
	46	468												468
	57	3,277												3,277
	411	463												463
	433	41												41
	511	979												979
<b>TOTAL</b>		<b>23,777</b>	<b>0</b>	<b>0</b>	<b>0</b>	<b>0</b>	<b>0</b>	<b>0</b>	<b>0</b>	<b>0</b>	<b>0</b>	<b>0</b>	<b>0</b>	<b>23,777</b>

YEAR	ROUTE	JAN	FEB	MAR	APR	MAY	JUNE	JULY	AUG	SEPT	OCT	NOV	DEC	TOTAL
2025	30	1,413	1,248	1,279	1,356	1,345	1,178	1,429	1,336	1,313	1,413	1,092	1,100	15,502
	31	3,924	3,615	3,872	3,898	3,972	3,665	3,608	3,583	1,254	3,479	3,215	3,408	41,493
	32	2,950	2,785	2,713	3,074	2,803	2,483	2,832	2,746	3,240	3,348	2,827	2,632	34,433
	33	3,182	2,922	3,490	3,382	3,489	3,328	3,066	3,244	3,494	3,930	3,249	3,088	39,864
	44	1,991	1,813	2,037	2,147	2,119	2,191	2,337	2,073	1,952	2,132	1,471	1,727	23,990
	45	7,443	6,975	7,224	7,317	7,343	6,728	6,720	7,056	6,849	7,154	6,014	6,476	83,299
	46	735	677	701	780	762	651	679	747	603	723	378	452	7,888
	57	3,482	3,049	3,423	3,479	3,355	2,838	2,233	2,289	3,236	3,798	2,804	2,790	36,776
	411	446	484	632	645	425	422	524	447	427	426	270	379	5,527
	433							45	44	57	54	24	20	244
	511							1,085	1,235	1,254	1,270	918	941	6,703
<b>TOTAL</b>		<b>25,566</b>	<b>23,568</b>	<b>25,371</b>	<b>26,078</b>	<b>25,613</b>	<b>23,484</b>	<b>24,558</b>	<b>24,800</b>	<b>23,679</b>	<b>27,727</b>	<b>22,262</b>	<b>23,013</b>	<b>295,719</b>

YEAR	ROUTE	JAN	FEB	MAR	APR	MAY	JUNE	JULY	AUG	SEPT	OCT	NOV	DEC	TOTAL	
2024	30	1,099	1,192	1,351	1,534	1,457	1,186	1,403	1,431	1,358	1,505	1,062	1,196	15,774	
	31	3,263	3,617	3,983	3,590	3,929	3,458	3,830	4,017	3,706	4,082	3,347	3,600	44,422	
	32	2,435	2,613	2,689	2,927	2,819	2,590	3,014	2,749	2,550	2,984	2,683	2,382	32,435	
	33	2,166	2,609	2,785	2,789	2,862	2,677	2,776	2,917	2,849	3,235	2,885	2,810	33,360	
	44	1,262	1,421	1,588	1,754	1,879	1,585	1,758	1,924	1,778	2,254	1,919	1,804	20,926	
	45	5,221	5,988	6,293	6,254	6,440	5,909	6,545	6,646	6,573	7,409	7,060	6,986	77,324	
	46	511	531	570	673	616	555	742	608	707	884	712	773	7,882	
	57	2,332	2,859	2,779	2,758	2,850	2,234	2,304	2,648	2,828	3,454	3,194	3,059	33,299	
	411	410	439	483	676	588	478	542	524	458	611	486	393	6,088	
	<b>TOTAL</b>		<b>18,699</b>	<b>21,269</b>	<b>22,521</b>	<b>22,955</b>	<b>23,440</b>	<b>20,672</b>	<b>22,914</b>	<b>23,464</b>	<b>22,807</b>	<b>26,418</b>	<b>23,348</b>	<b>23,003</b>	<b>271,510</b>

YEAR	ROUTE	JAN	FEB	MAR	APR	MAY	JUNE	JULY	AUG	SEPT	OCT	NOV	DEC	TOTAL	
2023	30	1,197	1,140	1,318	1,111	1,374	1,408	1,332	1,408	1,228	1,304	1,168	1,163	15,151	
	31	3,422	3,131	3,732	3,313	3,633	3,660	3,527	4,026	3,606	3,501	3,579	3,652	42,782	
	32	2,632	2,302	2,525	2,350	2,472	2,484	2,704	2,828	2,538	2,533	2,608	2,539	30,515	
	33	2,595	2,495	2,784	2,414	2,663	2,314	2,402	2,477	2,737	2,784	2,350	2,052	30,067	
	44	1,482	1,332	1,652	1,287	1,702	1,607	1,418	1,612	1,483	1,679	1,449	1,392	18,095	
	45	5,332	4,822	5,762	5,829	6,196	5,822	5,267	6,364	5,494	5,842	5,598	5,300	67,628	
	46	299	240	337	356	463	528	458	566	560	533	560	552	5,452	
	57	2,543	2,190	2,471	2,252	2,343	2,387	2,167	2,398	2,389	2,692	2,763	2,126	28,721	
	411	171	225	166	279	363	402	388	425	385	437	402	383	4,026	
	NCC	86	120	72	32										310
	<b>TOTAL</b>		<b>19,759</b>	<b>17,997</b>	<b>20,819</b>	<b>19,223</b>	<b>21,209</b>	<b>20,612</b>	<b>19,663</b>	<b>22,104</b>	<b>20,420</b>	<b>21,305</b>	<b>20,477</b>	<b>19,159</b>	<b>242,747</b>

YEAR	ROUTE	JAN	FEB	MAR	APR	MAY	JUNE	JULY	AUG	SEPT	OCT	NOV	DEC	TOTAL	
2022	30	754	766	954	894	979	1,089	979	1,209	1,194	1,159	1,004	1,024	12,005	
	31	2,258	2,303	3,065	2,931	2,888	3,142	3,056	3,460	3,204	3,102	3,269	3,328	36,006	
	32	1,861	1,873	2,302	2,128	2,155	2,285	2,528	2,849	2,858	2,943	2,582	2,267	28,631	
	33	1,991	1,986	2,292	2,311	2,111	2,134	1,988	2,336	2,382	2,443	2,344	2,279	26,597	
	44	986	1,022	1,350	1,110	1,242	1,511	1,161	1,530	1,458	1,453	1,221	1,282	15,326	
	45	3,984	4,401	5,169	4,927	4,937	5,142	4,530	5,419	5,359	5,440	4,966	4,948	59,222	
	46	399	353	452	357	402	396	332	471	414	371	301	293	4,541	
	57	1,516	1,592	1,860	1,761	1,768	1,834	1,825	2,054	2,066	2,485	2,024	2,026	22,811	
	411					61	80	72	82	61	92	78	75	601	
	NCC									88	104	160	91	78	521
	<b>TOTAL</b>		<b>13,749</b>	<b>14,296</b>	<b>17,444</b>	<b>16,419</b>	<b>16,543</b>	<b>17,613</b>	<b>16,471</b>	<b>19,498</b>	<b>19,100</b>	<b>19,648</b>	<b>17,880</b>	<b>17,600</b>	<b>206,261</b>

**RIVERCITIES TRANSIT DAILY RIDERSHIP REPORT**

Jan-26

DATE	ROUTE 30	ROUTE 31	ROUTE 32	ROUTE 33	ROUTE 44	ROUTE 45	ROUTE 45 B	ROUTE 46	ROUTE 57	ROUTE 411	ROUTE 433	ROUTE 511	TOTAL
1 H													
2	79	212	112	120	99	180	118	19	105	18	1	46	1109
3 S		114	101	101		149			80				545
4													
5	84	163	126	159	104	212	119	27	154	24	1	64	1237
6	41	109	118	130	93	163	101	13	151	19	1	34	973
7	69	147	84	142	86	184	100	22	144	38	2	36	1054
8	55	111	117	123	83	192	109	28	179	18	1	41	1057
9	47	140	120	135	105	160	82	29	101	19	0	13	951
10 S		96	99	101		127			81				504
11													
12	44	126	104	140	75	198	105	32	142	21	2	66	1055
13	62	97	125	138	106	182	125	19	166	22	7	58	1107
14	59	128	130	120	100	179	102	19	144	33	1	54	1069
15	53	145	84	130	111	163	116	32	156	26	3	56	1075
16	53	104	80	119	89	144	101	25	122	34	0	36	907
17 S		107	72	105		124			80				488
18													
19 R		117	79	106		176			81				559
20	45	129	100	153	103	171	100	31	180	24	2	63	1101
21	33	103	121	110	84	155	108	28	148	23	1	57	971
22	55	110	129	139	118	171	104	20	127	26	2	47	1048
23	43	124	65	105	87	172	95	18	87	16	2	54	868
24 S		124	86	94		130			88				522
25													
26	57	145	122	126	105	199	84	25	102	25	0	54	1044
27	57	132	141	122	93	190	90	17	142	14	2	57	1057
28	47	132	99	120	93	175	82	30	140	30	4	39	991
29	48	113	116	101	91	164	98	12	151	20	3	65	982
30	72	136	110	95	68	152	119	22	145	13	6	39	977
31 S		150	81	107		107			81				526
<b>TOTAL (26)</b>	1103	3314	2721	3141	1893	4319	2058	468	3277	463	41	979	23777
<b>WEEKDAY TOTAL (20)</b>	1103	2606	2203	2527	1893	3506	2058	468	2786	463	41	979	20633
<b>SATURDAY/REDUCED DAY TOTAL (6)</b>		708	518	614		813			491				3144
<b>DAILY AVERAGE</b>	55	127	105	121	95	166	103	23	139	23	2	49	915
<b>WEEKDAY AVERAGE</b>	55	130	110	126	95	175	103	23	139	23	2	49	1032
<b>SATURDAY/REDUCED DAY AVERAGE</b>		118	86	102		136			82				524

**Ridership by Hour**  
**1/1/2026 - 1/31/2026**

**Weekday - Passengers by Hour**

Route	630	700	800	900	1000	1100	1200	1300	1400	1500	1600	1700	1800	TOTAL
31	18	173	186	237	307	242	238	234	276	233	188	170	104	2,606
32	32	85	144	181	179	158	205	247	339	224	201	123	85	2,203
33	26	100	230	224	250	196	204	252	279	260	237	179	90	2,527
Route	630	720	820	920	1020	1120	1220	1320	1420	1520	1620	1720	1820	
44	50	65	156	178	167	176	193	228	176	150	159	131	64	1,893
57	74	217	144	211	158	218	211	298	516	237	212	208	82	2,786
Route					1030	1130	1230	1330	1430	1530	1630			
30					142	194	176	166	165	155	105			1,103
Route					1050	1150	1250	1350	1450	1550				
46					59	74	97	72	96	70				468
Route	630	700	730	800			not shown for brevity			1700	1720	1800	1830	
45	49	83	120	218						176	150	84	42	5,564
Route	630	715	815	915		1115	1215		1415	1515	1615	1715		
411	21	39	58	53		56	50		46	35	39	66		463
Route			820			1120			1420		1620		1820	
433			7			18			3		10		3	41
Route	625	730			1000	1047	1200	1300	1400	1447	1630	1730		
511	56	148			102	44	152	96	83	52	136	110		979

**Saturday - Passengers by Hour**

Route	800	900	1000	1100	1200	1300	1400	1500	1600	1700	TOTAL		
31	25	65	74	79	78	105	122	78	57	25	708		
32	16	40	50	53	66	78	83	50	57	25	518		
33	29	45	66	54	73	79	82	83	68	35	614		
Route	820	920	1020	1120	1220	1320	1420	1520	1620	1720			
57	15	39	47	39	66	61	56	63	60	45	491		
Route	800	830	900	930			not shown for brevity		1600	1630	1700	1730	
45	23	33	38	37					47	41	50	15	813

**Total Fixed Route**

**23,777**

**Average Passengers per Trip**  
**1/1/2026 - 1/31/2026**

**Weekday**

Route	630	700	800	900	1000	1100	1200	1300	1400	1500	1600	1700	1800	Passengers per Revenue Service Hr	Avg daily boardings	
31	0.9	8.7	9.3	11.9	15.4	12.1	11.9	11.7	13.8	11.7	9.4	8.5	5.2	10.7	130	
32	1.6	4.3	7.2	9.1	9.0	7.9	10.3	12.4	17.0	11.2	10.1	6.2	4.3	9.0	110	
33	1.3	5.0	11.5	11.2	12.5	9.8	10.2	12.6	14.0	13.0	11.9	9.0	4.5	10.4	126	
Route	630	720	820	920	1020	1120	1220	1320	1420	1520	1620	1720	1820			
44	2.5	3.3	7.8	8.9	8.4	8.8	9.7	11.4	8.8	7.5	8.0	6.6	3.2	7.6	95	
57	3.7	10.9	7.2	10.6	7.9	10.9	10.6	14.9	25.8	11.9	10.6	10.4	4.1	11.2	139	
Route					1030	1130	1230	1330	1430	1530	1630					
30					7.1	9.7	8.8	8.3	8.3	7.8	5.3			8.1	55	
Route					1050	1150	1250	1350	1450	1550						
46					3.0	3.7	4.9	3.6	4.8	3.5				4.0	23	
Route	630	700	730	800	not shown for brevity						1700	1720	1800	1830		
45	2.5	4.2	6.0	10.9							8.8	7.5	4.2	2.1	13.9	278
Route	630	715	815	915	1115		1215	1415		1515	1615	1715				
411	1.1	2.0	2.9	2.7	2.8		2.5	2.3		1.8	2.0	3.3			2.7	23
Route			820	1120		1420		1620		1820						
433			0.4	0.9		0.2		0.5		0.2				0.9	2	
Route	625	730	1000		1047	1200	1300	1400	1447	1630	1730					
511	2.8	7.4	5.1		2.2	7.6	4.8	4.2	2.6	6.8	5.5			5.5	49	

**Saturday**

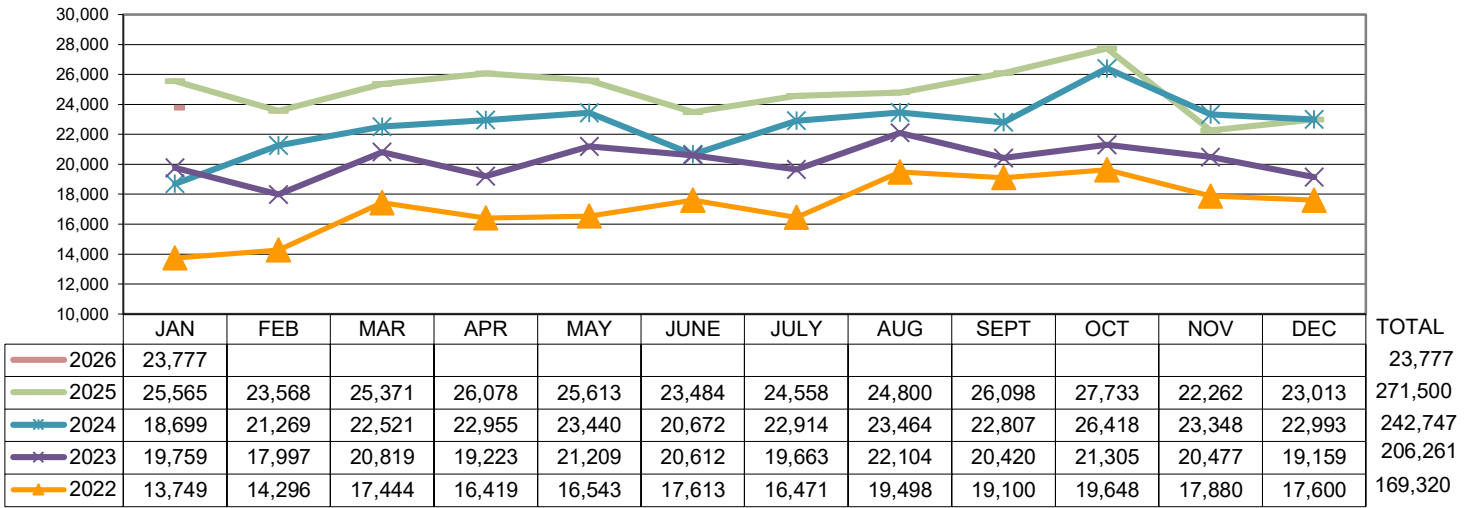
Route	800	900	1000	1100	1200	1300	1400	1500	1600	1700	Passengers per Revenue Service Hr	Avg daily boardings
31	4.2	10.8	12.3	13.2	13.0	17.5	20.3	13.0	9.5	4.2	12.1	118
32	2.7	6.7	8.3	8.8	11.0	13.0	13.8	8.3	9.5	4.2	8.8	86
33	4.8	7.5	11.0	9.0	12.2	13.2	13.7	13.8	11.3	5.8	10.5	102
Route	820	920	1020	1120	1220	1320	1420	1520	1620	1720		
57	2.5	6.5	7.8	6.5	11.0	10.2	9.3	10.5	10.0	7.5	8.4	82
Route	800	830	900	not shown for brevity			1600	1630	1700	1730		
45	3.8	5.5	6.3				7.8	6.8	8.3	2.5	13.7	136

**System Productivity**

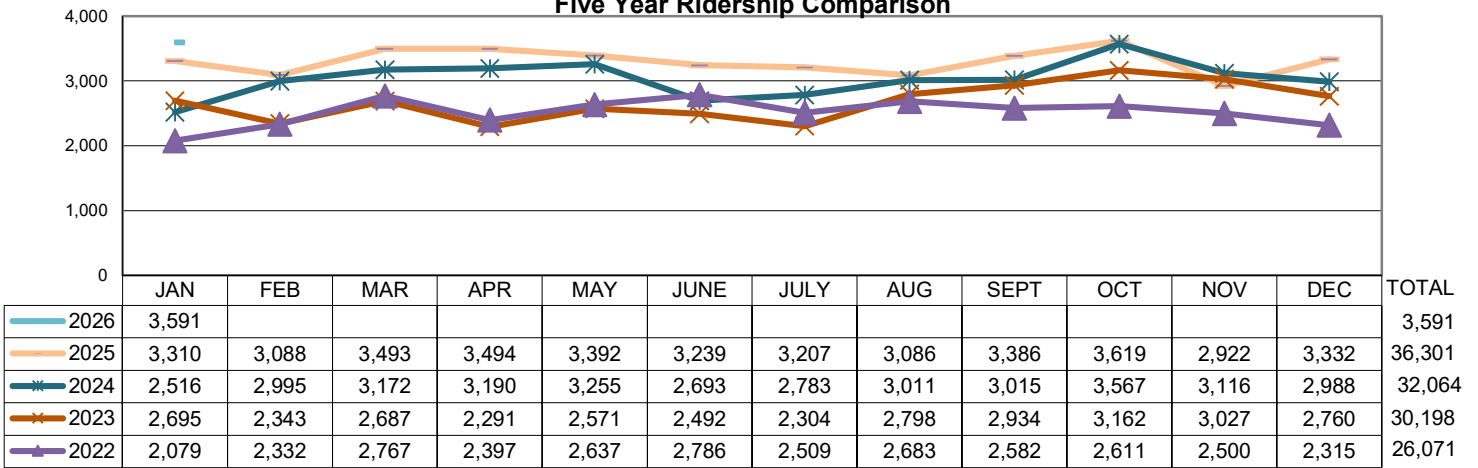
**9.2**



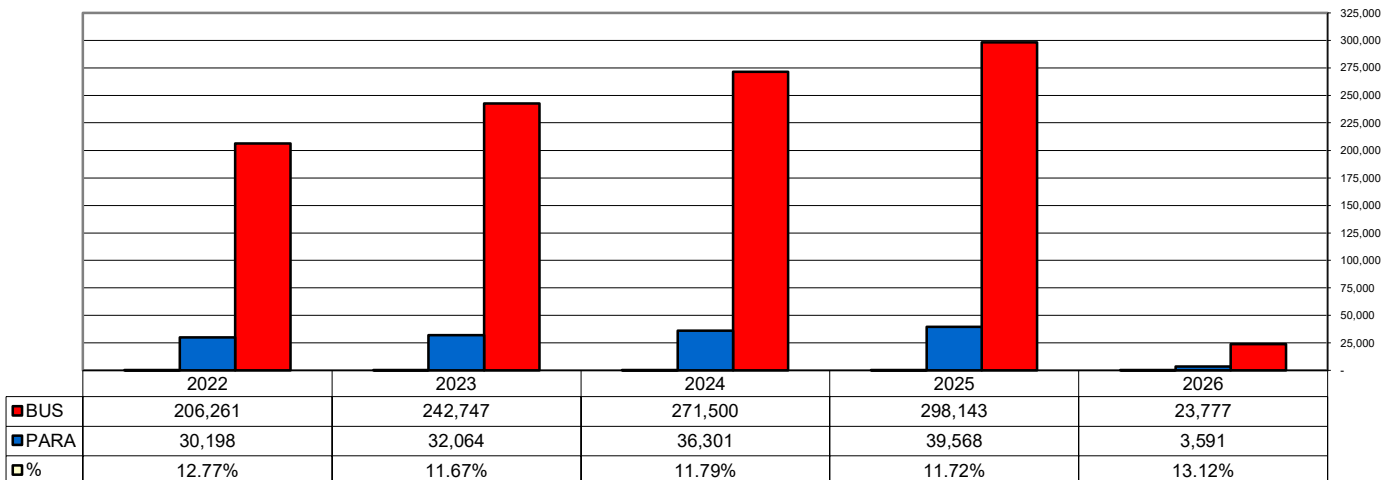
### RiverCities Transit Fixed Route Five Year Ridership Comparison



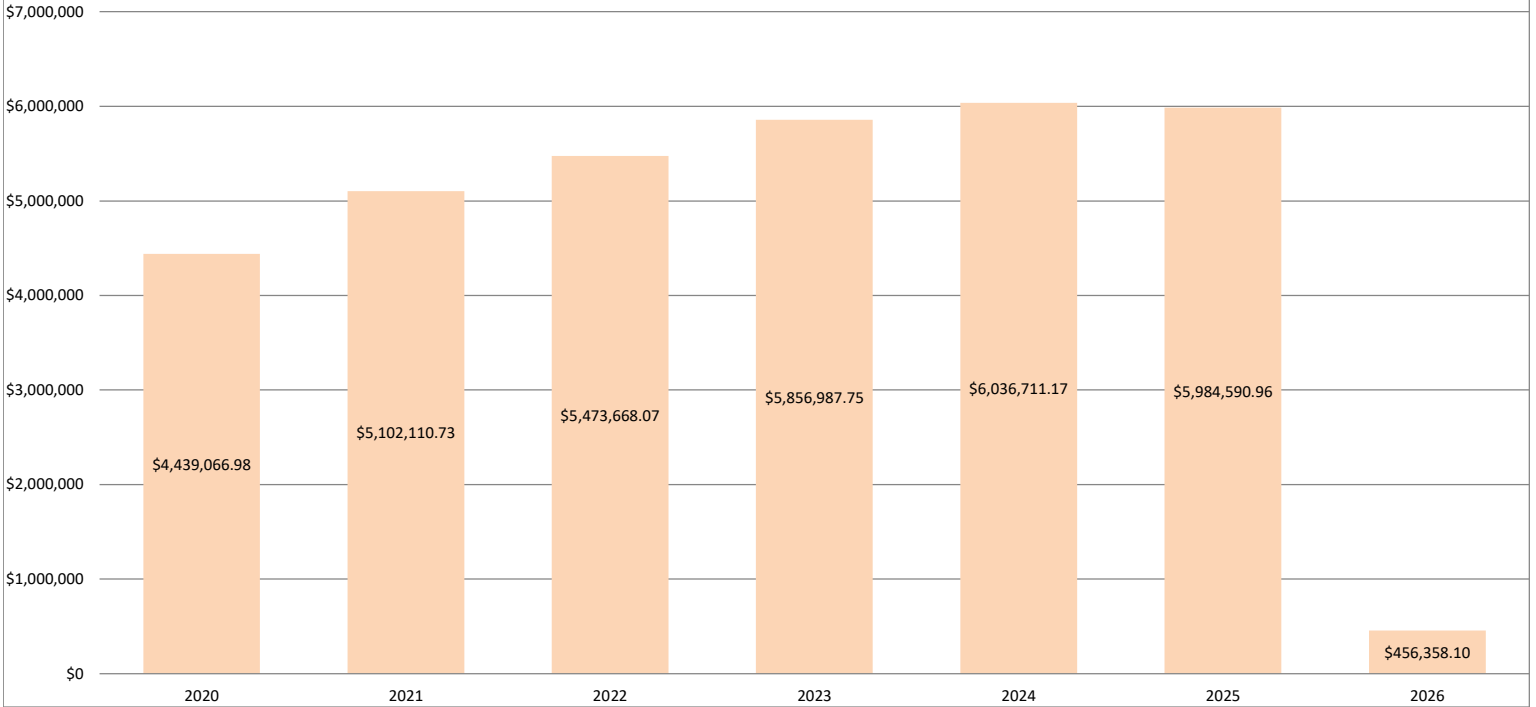
### RiverCities Transit Paratransit Five Year Ridership Comparison



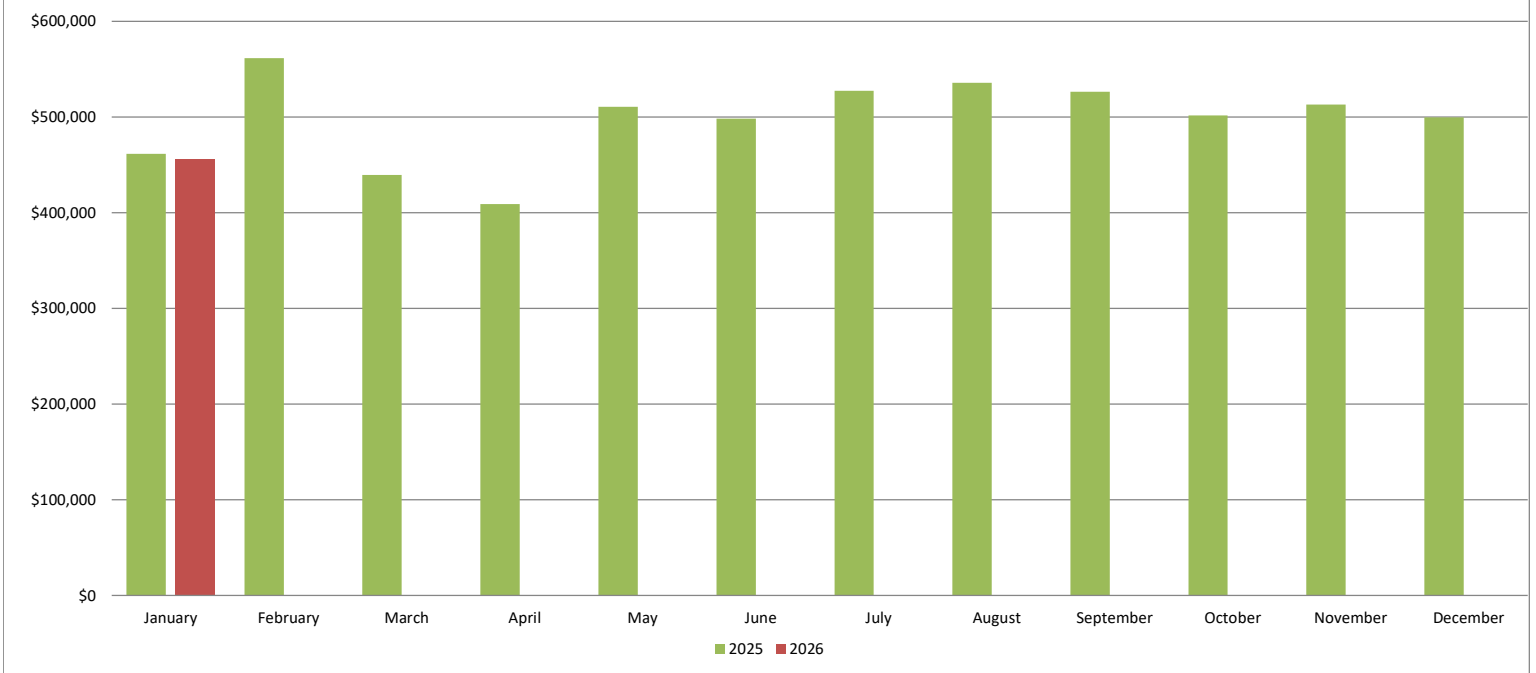
### Comparison of Ridership Bus and Paratransit Ridership



### Cowlitz Public Transit Benefit Area Sales Tax Revenue



### Cowlitz PTBA Sales Tax Revenue 2026 vs 2025





# Cowlitz Transit Authority Agenda Summary

## **ESTABLISH PUBLIC HEARING FOR PROPOSED FIXED ROUTE SERVICE CHANGES**

### **SUMMARY STATEMENT:**

The Cowlitz Transit Authority (CTA) bylaws Section 5.3 states that the Authority shall hold a public hearing to solicit public comment on any change in transit service routes amounting to a change in excess of 20% of the total distance of any one route. Staff's proposal regarding service on five (5) routes meets this criterion.

The five (5) routes affected are Routes 33, 44, 411, 433 and 511.

RiverCities Transit staff will present information to the CTA Board so they may consider modifying transit service and will promote public comment on the proposal.

The proposed service change will be published for comment on February 18, 2026.

### **RECOMMENDED ACTION:**

Establish a public hearing to be held during the March 11, 2026, CTA Board Meeting to receive comments on the proposed service changes.