



## Agenda

### Cowlitz Transit Authority

*Lisa Alexander (Chair), Steven Ferrell (Co-Chair), Erik Halvorson,  
Jackie Collins, Michael Claxton, Warren Doell (Nonvoting),  
Kennan Harvey (Alternate), Chris Bryant (Alternate), Richard Dahl (Alternate)*

Wednesday, May 13, 2026

4:00 PM

Hybrid Meeting  
Longview Council Chambers  
1525 Broadway St, Longview

**NOTICE IS HEREBY GIVEN, in accordance with RCW Chapter 42.30, the Cowlitz Transit Authority will conduct a Regular Board Meeting on Wednesday, May 13, 2026, at 4:00 p.m. in the Longview City Hall Council Chamber, 1525 Broadway St, Longview, WA. This meeting is also available by Zoom.**

Agendas are made available the Friday before the meeting at [www.mylongview.com](http://www.mylongview.com) under "Agendas & Minutes."

Zoom meeting link: <https://us02web.zoom.us/j/89844443333>

Telephone options (dial any of the following numbers):

- 1 253 215 8782
- 1 408 638 0968
- 1 669 900 6833
- 1 346 248 7799
- 1 312 626 6799
- 1 646 876 9923
- 1 301 715 8592

Webinar ID: 898 4444 3333

Longview City Hall is accessible for persons with disabilities. Special equipment to assist the hearing impaired is also available. Please contact the Board Clerk's Office at (360) 442-5664 at least forty-eight (48) hours in advance if you require special accommodations to attend the meeting.

Written comments may be submitted up to forty-eight (48) hours in advance via email at [customerservice@rctransit.org](mailto:customerservice@rctransit.org).

#### Next meeting

Wednesday, June 10, 2026

4:00 p.m. – Regular Board Meeting

1. **CALL TO ORDER**
2. **FLAG SALUTE**
3. **ROLL CALL**
4. **PUBLIC COMMENTS**
5. **INTRODUCTION OF WARREN DOELL TO THE CTA BOARD**
6. **CONSIDERATION OF MINUTES: APRIL 8, 2026**
  - 26-00331 2026 04 08 CTA Board Minutes
7. **CONSENT CALENDAR**
  - 26-00332 2026 March CTA Treasurer's Report
  - 26-00334 Invoice #2026-06 - City of Longview \$510,043.37
  - 26-00404 Invoice #558 - CWCOG - LKRATS (Jan - Mar 26) \$4,072.56
8. **REPORTS**
  - 26-00335 2026 Annual Fixed Route Ridership
  - 26-00336 2026 April Daily Fixed Route Ridership
  - 26-00337 2026 April Fixed Route Ridership by Hour
  - 26-00338 2026 April Fixed Route Average Passengers per Trip
  - 26-00339 2026 April LIFT Monthly Ridership
  - 26-00340 Five Year Ridership Graph
  - 26-00341 PTBA Sales Tax Data 2026 vs. 2025
9. **MANAGER'S REPORT**
10. **MISCELLANEOUS**
11. **ADJOURNMENT**



# Minutes

## Agenda

### Cowlitz Transit Authority

*Lisa Alexander (Chair), Steven Ferrell (Co-Chair), Erik Halvorson,  
Jackie Collins, Michael Claxton, Julio Hayes (Nonvoting),  
Kennan Harvey (Alternate), Chris Bryant (Alternate), Richard Dahl (Alternate)*

Wednesday, April 8, 2026

4:00 PM

Hybrid Meeting  
Longview Council Chambers  
1525 Broadway St, Longview

**NOTICE IS HEREBY GIVEN, in accordance with RCW Chapter 42.30, the Cowlitz Transit Authority will conduct a Regular Board Meeting on Wednesday, April 8, 2026, at 4:00 p.m. in the Longview City Hall Council Chamber, 1525 Broadway St, Longview, WA. This meeting is also available by Zoom.**

Agendas are made available the Friday before the meeting at [www.mylongview.com](http://www.mylongview.com) under "Agendas & Minutes."

Zoom meeting link: <https://us02web.zoom.us/j/89844443333>

Telephone options (dial any of the following numbers):

- 1 253 215 8782
- 1 408 638 0968
- 1 669 900 6833
- 1 346 248 7799
- 1 312 626 6799
- 1 646 876 9923
- 1 301 715 8592

Webinar ID: 898 4444 3333

Longview City Hall is accessible for persons with disabilities. Special equipment to assist the hearing impaired is also available. Please contact the Board Clerk's Office at (360) 442-5664 at least forty-eight (48) hours in advance if you require special accommodations to attend the meeting.

Written comments may be submitted up to forty-eight (48) hours in advance via email at [customerservice@rctransit.org](mailto:customerservice@rctransit.org).

#### Next meeting

Wednesday, May 13, 2026  
4:00 p.m. – Regular Board Meeting

**1. CALL TO ORDER**

Chair Alexander called the meeting to order at 4:00 pm.

**2. FLAG SALUTE**

The flag salute was recited.

**3. ROLL CALL**

Present: Chair Lisa Alexander; Vice-Chair Steven Ferrell; Member Erik Halvorson; Member Julio Hayes; Member Michael Karnofski (Alternate); Member Michael Claxton

Absent: Member Jackie Collins; Member Keenan Harvey (Alternate); Member Richard Dahl (Alternate); Chris Bryant (Alternate)

Staff Present: Steve Hansen, Asst. Public Works Director; Jim Seeks, Transit Manager; Doreen Daggett, Transit Supervisor; Tara Hargrave, Clerk of the Board

Others Present: Betsy DeSpain, Paratransit Regional Manager; Sheila Harmon, Paratransit Manager; Teri Bird, Paratransit Supervisor; Megan Wirtz, CWCOG

**4. PUBLIC COMMENTS**

None.

**5. CONSIDERATION OF MINUTES: MARCH 11, 2026****26-00237 2026 03 11 CTA Board Minutes**

A motion was made by Member Halvorson, seconded by Member Claxton to approve the Amended March 11, 2026 Cowlitz Transit Authority Regular Board Meeting Minutes. The motion carried unanimously.

**6. CONSENT CALENDAR**

A motion was made by Member Halvorson, seconded by Member Ferrell to approve the Consent Calendar in its entirety as presented. The motion carried unanimously.

**26-00238 2026 February CTA Treasurer's Report****26-00239 2026 February CTA Fund Balance Report****26-00240 Invoice #2026-05 City of Longview \$510,043.37****26-00330 Invoice #5554 Law Office of Erin H. Winkles \$245.00****7. REPORTS**

Transit Manager Seeks addressed concerns with sales tax revenues, ridership between LIFT and Fixed routes, and LCC ridership.

**26-00241 2026 Annual Fixed Route Ridership****26-00242 2026 March Daily Fixed Route Ridership****26-00243 2026 March Fixed Route Ridership by Hour****26-00244 2026 March Fixed Route Average Passengers per Trip**

26-00245 2026 March LIFT Monthly Ridership

26-00246 Five Year Ridership Graph

26-00247 PTBA Sales Tax Data 2026 vs. 2025

8. **SUMMARY STATEMENT: APPROVAL OF LOCAL MATCH FOR 2023 AND 2024 FTA 5339(a) CAPITAL GRANTS**

Transit Manager Seeks described the difference between a Coach bus and a Cutaway bus.

A motion was made by Member Halvorson, seconded by Member Claxton to rescind CTA Resolution 2025-03 and approve Resolution Number 2026-02, providing local matching funds for FTA capital grants. The motion passed unanimously.

**26-00302 SUMMARY OF STATEMENT:**

**The City of Longview is the Designated Federal Recipient of public transit funds. The City of Longview, on behalf of Cowlitz Transit Authority, is applying for the FY 2023 and FY 2024 Section 5339(a) Federal Transit Administration Bus and Bus Facilities Grants to purchase one (1) transit facility truck and one (1) ADA cutaway to replace vehicles that are both well past their useful life of 8 years.**

**This action will rescind CTA Resolution 2025-03, which approved the local match for the facility truck above as well as a replacement staff car with the FY 2023 funding. However, in addition to replacing the truck, the next greatest need is to replace a 14-year old cutaway in the fixed route fleet. The combined 2023 and 2024 grant allocations will support the expense of the replacement ADA cutaway as well as the facility truck.**

**RECOMMENDED ACTION:**

**Motion to rescind CTA Resolution 2025-03 and approve Resolution Number 2026-02, providing local matching funds for FTA capital grants.**

**ATTACHMENTS:**

**CTA Resolution 25-03**

**CTA Resolution 26-02**

9. **MANAGER'S REPORT**

Transit Manager Seeks reported on Transit operator training status, the accessibility committee approved a match of funds, and gave kudos to Paratransit Manager Sheila Harmon as this was her last meeting.

Mobility Supervisor Daggett reported on Transit Operators Appreciation Day, free fare days, travel training, and the upcoming Earth Day and Together We Can events.

Paratransit Supervisor/New Manager Teri Bird reported on year to date ridership number continuing to increase over last year and the need to hire more drivers.

10. **MISCELLANEOUS**

Member Halvorson noted the Longview Downtown Clean-Up will be Saturday April 11th meeting behind Mill City Grill.

Member Karnofski noted the City of Kelso clean-up and planting day will be Saturday, April 25th meeting at Kelso City Hall.

11. **ADJOURNMENT**

Chair Alexander adjourned the meeting at 4:20 pm.

---

Lisa Alexander, Chair

---

Tara Hargrave, Clerk of the Board

69701 TRANSIT AUTHORITY

930100 TRANSIT AUTHORITY

Account Information	BARS Information	Beg Balance	Debits	Credits	Change	End Balance
1111000 CASH		739,143.04	452,977.81	- 535,679.96	- 82,702.15	656,440.89
1112000 WARRANTS OUTSTANDING		0.00	4,072.56	- 4,072.56	0.00	0.00
1180000 INVESTMENTS		6,569,378.11	21,112.95	0.00	21,112.95	6,590,491.06
2131020 ACCOUNTS PAYABLE - AP MODULE		0.00	514,567.01	- 514,567.01	0.00	0.00
2880000 UNRESERVED FUND BALANCE		- 7,325,987.64	0.00	0.00	0.00	- 7,325,987.64
3132100 PUBLIC TRANSPORTATION SYSTEM	8900000 DISTRICT ACTIVITIES	- 982,511.05	0.00	- 431,149.30	- 431,149.30	- 1,413,660.35
3611000 INVESTMENT EARNINGS	8900000 DISTRICT ACTIVITIES	- 22,723.99	0.00	- 21,112.95	- 21,112.95	- 43,836.94
3614000 OTHER INTEREST	8900000 DISTRICT ACTIVITIES	- 1,404.21	0.00	- 715.56	- 715.56	- 2,119.77
5492000 OTHER	8900000 DISTRICT ACTIVITIES	1,024,105.74	514,567.01	0.00	514,567.01	1,538,672.75
<b>Total</b>		<b>0.00</b>	<b>1,507,297.34</b>	<b>- 1,507,297.34</b>	<b>0.00</b>	<b>0.00</b>

# INVOICE

Date: 05/13/2026  
 Invoice # 2026-06

City of Longview Transit  
 PO Box 128  
 Longview, WA 98632  
 360-442-5664

**BILL TO** Cowlitz Transit Authority  
 207 North 4<sup>th</sup> Avenue  
 Kelso WA 98626

Comments

DESCRIPTION	AMOUNT
Public Transit Services for June, 2026	\$510,043.37

	AMOUNT DUE
	\$510,043.37

REMITTANCE	
Statement #	2026-06
Date	05/13/2026
Amount Due	\$510,043.37
Amount Enclosed	

Please make check payable to City of Longview - Transit

Cowlitz-Wahkiakum Council of Governments  
PO Box 128  
Kelso, WA 98626  
+13605773041  
finance@cw cog.org



# INVOICE

**BILL TO**  
Cowlitz Transit  
Authority/RiverCities Transit  
254 Oregon Way  
Longview, WA 98632

INVOICE # 558  
DATE 04/20/2026  
DUE DATE 06/04/2026  
TERMS Net 45

---

DESCRIPTION	QTY	RATE	AMOUNT
LKRATS Q3 (Jan-Mar 26) – Labor	1	2,479.10	2,479.10
LKRATS Q3 (Jan-Mar 26) - Direct Program Costs	1	95.51	95.51
LKRATS Q3 (Jan-Mar 26) - Indirect Program Costs	1	1,497.95	1,497.95
BALANCE DUE			<b>\$4,072.56</b>

**RIVERCITIES TRANSIT**  
RIDERSHIP BY THE YEAR

YEAR	ROUTE	JAN	FEB	MAR	APR	MAY	JUNE	JULY	AUG	SEPT	OCT	NOV	DEC	TOTAL
2026	30	1,103	1,043	1,170	1,159									4,475
	31	3,314	3,224	3,298	3,687									13,523
	32	2,721	2,580	2,853	2,893									11,047
	33	3,141	2,995	3,181	3,464									12,781
	44	1,893	1,818	1,980	2,095									7,786
	45	6,377	6,268	6,841	6,905									26,391
	46	468	444	575	640									2,127
	57	3,277	3,313	3,530	3,685									13,805
	411	463	394	453	548									1,858
	433	41	44	38	68									191
	511	979	1,079	1,043	1,178									4,279
<b>TOTAL</b>		<b>23,777</b>	<b>23,202</b>	<b>24,962</b>	<b>26,322</b>	<b>0</b>	<b>0</b>	<b>0</b>	<b>0</b>	<b>0</b>	<b>0</b>	<b>0</b>	<b>0</b>	<b>98,263</b>

YEAR	ROUTE	JAN	FEB	MAR	APR	MAY	JUNE	JULY	AUG	SEPT	OCT	NOV	DEC	TOTAL
2025	30	1,413	1,248	1,279	1,356	1,345	1,178	1,429	1,336	1,313	1,413	1,092	1,100	15,502
	31	3,924	3,615	3,872	3,898	3,972	3,665	3,608	3,583	1,254	3,479	3,215	3,408	41,493
	32	2,950	2,785	2,713	3,074	2,803	2,483	2,832	2,746	3,240	3,348	2,827	2,632	34,433
	33	3,182	2,922	3,490	3,382	3,489	3,328	3,066	3,244	3,494	3,930	3,249	3,088	39,864
	44	1,991	1,813	2,037	2,147	2,119	2,191	2,337	2,073	1,952	2,132	1,471	1,727	23,990
	45	7,443	6,975	7,224	7,317	7,343	6,728	6,720	7,056	6,849	7,154	6,014	6,476	83,299
	46	735	677	701	780	762	651	679	747	603	723	378	452	7,888
	57	3,482	3,049	3,423	3,479	3,355	2,838	2,233	2,289	3,236	3,798	2,804	2,790	36,776
	411	446	484	632	645	425	422	524	447	427	426	270	379	5,527
	433							45	44	57	54	24	20	244
	511							1,085	1,235	1,254	1,270	918	941	6,703
<b>TOTAL</b>		<b>25,566</b>	<b>23,568</b>	<b>25,371</b>	<b>26,078</b>	<b>25,613</b>	<b>23,484</b>	<b>24,558</b>	<b>24,800</b>	<b>23,679</b>	<b>27,727</b>	<b>22,262</b>	<b>23,013</b>	<b>295,719</b>

YEAR	ROUTE	JAN	FEB	MAR	APR	MAY	JUNE	JULY	AUG	SEPT	OCT	NOV	DEC	TOTAL	
2024	30	1,099	1,192	1,351	1,534	1,457	1,186	1,403	1,431	1,358	1,505	1,062	1,196	15,774	
	31	3,263	3,617	3,983	3,590	3,929	3,458	3,830	4,017	3,706	4,082	3,347	3,600	44,422	
	32	2,435	2,613	2,689	2,927	2,819	2,590	3,014	2,749	2,550	2,984	2,683	2,382	32,435	
	33	2,166	2,609	2,785	2,789	2,862	2,677	2,776	2,917	2,849	3,235	2,885	2,810	33,360	
	44	1,262	1,421	1,588	1,754	1,879	1,585	1,758	1,924	1,778	2,254	1,919	1,804	20,926	
	45	5,221	5,988	6,293	6,254	6,440	5,909	6,545	6,646	6,573	7,409	7,060	6,986	77,324	
	46	511	531	570	673	616	555	742	608	707	884	712	773	7,882	
	57	2,332	2,859	2,779	2,758	2,850	2,234	2,304	2,648	2,828	3,454	3,194	3,059	33,299	
	411	410	439	483	676	588	478	542	524	458	611	486	393	6,088	
	<b>TOTAL</b>		<b>18,699</b>	<b>21,269</b>	<b>22,521</b>	<b>22,955</b>	<b>23,440</b>	<b>20,672</b>	<b>22,914</b>	<b>23,464</b>	<b>22,807</b>	<b>26,418</b>	<b>23,348</b>	<b>23,003</b>	<b>271,510</b>

YEAR	ROUTE	JAN	FEB	MAR	APR	MAY	JUNE	JULY	AUG	SEPT	OCT	NOV	DEC	TOTAL	
2023	30	1,197	1,140	1,318	1,111	1,374	1,408	1,332	1,408	1,228	1,304	1,168	1,163	15,151	
	31	3,422	3,131	3,732	3,313	3,633	3,660	3,527	4,026	3,606	3,501	3,579	3,652	42,782	
	32	2,632	2,302	2,525	2,350	2,472	2,484	2,704	2,828	2,538	2,533	2,608	2,539	30,515	
	33	2,595	2,495	2,784	2,414	2,663	2,314	2,402	2,477	2,737	2,784	2,350	2,052	30,067	
	44	1,482	1,332	1,652	1,287	1,702	1,607	1,418	1,612	1,483	1,679	1,449	1,392	18,095	
	45	5,332	4,822	5,762	5,829	6,196	5,822	5,267	6,364	5,494	5,842	5,598	5,300	67,628	
	46	299	240	337	356	463	528	458	566	560	533	560	552	5,452	
	57	2,543	2,190	2,471	2,252	2,343	2,387	2,167	2,398	2,389	2,692	2,763	2,126	28,721	
	411	171	225	166	279	363	402	388	425	385	437	402	383	4,026	
	NCC	86	120	72	32										310
	<b>TOTAL</b>		<b>19,759</b>	<b>17,997</b>	<b>20,819</b>	<b>19,223</b>	<b>21,209</b>	<b>20,612</b>	<b>19,663</b>	<b>22,104</b>	<b>20,420</b>	<b>21,305</b>	<b>20,477</b>	<b>19,159</b>	<b>242,747</b>

YEAR	ROUTE	JAN	FEB	MAR	APR	MAY	JUNE	JULY	AUG	SEPT	OCT	NOV	DEC	TOTAL	
2022	30	754	766	954	894	979	1,089	979	1,209	1,194	1,159	1,004	1,024	12,005	
	31	2,258	2,303	3,065	2,931	2,888	3,142	3,056	3,460	3,204	3,102	3,269	3,328	36,006	
	32	1,861	1,873	2,302	2,128	2,155	2,285	2,528	2,849	2,858	2,943	2,582	2,267	28,631	
	33	1,991	1,986	2,292	2,311	2,111	2,134	1,988	2,336	2,382	2,443	2,344	2,279	26,597	
	44	986	1,022	1,350	1,110	1,242	1,511	1,161	1,530	1,458	1,453	1,221	1,282	15,326	
	45	3,984	4,401	5,169	4,927	4,937	5,142	4,530	5,419	5,359	5,440	4,966	4,948	59,222	
	46	399	353	452	357	402	396	332	471	414	371	301	293	4,541	
	57	1,516	1,592	1,860	1,761	1,768	1,834	1,825	2,054	2,066	2,485	2,024	2,026	22,811	
	411					61	80	72	82	61	92	78	75	601	
	NCC									88	104	160	91	78	521
	<b>TOTAL</b>		<b>13,749</b>	<b>14,296</b>	<b>17,444</b>	<b>16,419</b>	<b>16,543</b>	<b>17,613</b>	<b>16,471</b>	<b>19,498</b>	<b>19,100</b>	<b>19,648</b>	<b>17,880</b>	<b>17,600</b>	<b>206,261</b>

**RIVERCITIES TRANSIT DAILY RIDERSHIP REPORT**

Apr-26

DATE	ROUTE 30	ROUTE 31	ROUTE 32	ROUTE 33	ROUTE 44	ROUTE 45 A	ROUTE 45 B	ROUTE 46	ROUTE 57	ROUTE 411	ROUTE 433	ROUTE 511	TOTAL
1	49	198	124	128	92	157	126	43	137	23	3	59	1139
2	61	171	134	151	98	215	118	36	144	26	0	52	1206
3	64	222	146	143	65	208	149	56	170	31	2	49	1305
4 S		135	92	143		180			79				629
5													
6	60	158	135	144	84	182	103	40	119	26	1	51	1103
7	52	139	82	110	116	168	96	36	164	14	2	68	1047
8	47	123	116	135	148	177	113	44	108	32	1	49	1093
9	75	140	103	149	116	213	111	27	150	21	1	57	1163
10	49	108	84	116	75	183	100	26	83	29	2	52	907
11 S		133	84	86		127			62				492
12													
13	52	150	142	146	78	172	101	25	154	38	7	57	1122
14	51	137	122	127	90	223	128	27	214	26	1	56	1202
15	45	131	92	125	84	176	76	31	115	22	3	66	966
16	52	176	157	173	81	197	98	26	193	31	8	51	1243
17	67	125	104	133	97	141	130	29	152	27	5	56	1066
18 S		113	96	121		110			99				539
19													
20	49	151	119	162	106	185	115	22	186	19	5	48	1167
21	39	123	119	133	79	177	99	16	168	18	2	45	1018
22	55	142	83	111	70	148	78	11	108	19	3	60	888
23	46	123	112	132	93	161	114	32	172	22	3	51	1061
24	45	153	126	125	94	191	127	35	145	29	5	68	1143
25 S		78	71	117		183			75				524
26													
27	50	147	117	114	93	195	101	14	175	25	2	44	1077
28	51	122	120	150	108	145	81	26	207	19	3	33	1065
29	50	148	94	133	105	166	84	15	144	24	3	45	1011
30	50	141	119	157	123	177	100	23	162	27	6	61	1146
<b>TOTAL (26)</b>	1159	3687	2893	3464	2095	4557	2348	640	3685	548	68	1178	26322
<b>WEEKDAY TOTAL (22)</b>	1159	3228	2550	2997	2095	3957	2348	640	3370	548	68	1178	24138
<b>SATURDAY/REDUCED DAY TOTAL (4)</b>		459	343	467		600			315				2184
<b>DAILY AVERAGE</b>	53	142	111	133	95	175	107	29	142	25	3	54	1012
<b>WEEKDAY AVERAGE</b>	53	144	114	135	95	180	107	29	150	25	3	54	1072
<b>SATURDAY/REDUCED DAY AVERAGE</b>		115	86	117		150			79				546

**Ridership by Hour**  
**4/1/2026 - 4/30/2026**

**Weekday - Passengers by Hour**

Route	630	700	800	900	1000	1100	1200	1300	1400	1500	1600	1700	1800	TOTAL
31	47	157	227	313	305	308	303	320	342	304	248	208	146	3,228
32	27	103	178	182	173	257	241	294	435	242	202	138	78	2,550
33	16	157	226	234	292	238	289	291	313	308	269	195	169	2,997
Route	630	720	820	920	1020	1120	1220	1320	1420	1520	1620	1720	1820	
44	85	96	131	191	222	167	176	187	234	185	207	146	68	2,095
57	76	188	224	282	194	257	271	373	522	363	253	247	120	3,370
Route					1030	1130	1230	1330	1430	1530	1630			
30					119	189	199	156	160	178	158			1,159
Route					1050	1150	1250	1350	1450	1550				
46					89	112	119	120	105	95				640
Route	630	700	730	800						1700	1720	1800	1830	
45	74	83	119	254						213	144	101	81	6,305
Route	630	715	815	915		1115	1215		1415	1515	1615	1715		
411	25	21	52	73		67	81		70	39	42	78		548
Route			820			1120			1420		1620		1820	
433			20			18			19		11		0	68
Route	625	730			1000	1047	1200	1300	1400	1447	1630	1730		
511	141	111			96	31	145	118	98	78	193	167		1,178

**Saturday - Passengers by Hour**

Route	800	900	1000	1100	1200	1300	1400	1500	1600	1700	TOTAL	
31	29	26	45	46	38	71	56	61	56	31	459	
32	12	27	27	39	50	51	38	44	36	19	343	
33	31	44	38	36	50	46	74	52	51	45	467	
Route	820	920	1020	1120	1220	1320	1420	1520	1620	1720		
57	19	25	23	31	26	24	31	46	56	34	315	
Route	800	830	900	930				1600	1630	1700	1730	
45	19	11	26	22				31	34	21	12	600

**Total Fixed Route**

**26,322**

**Average Passengers per Trip**  
**4/1/2026 - 4/30/2026**

**Weekday**

Route	630	700	800	900	1000	1100	1200	1300	1400	1500	1600	1700	1800	Passengers per Revenue Service Hr	Avg daily boardings
31	2.1	7.1	10.3	14.2	13.9	14.0	13.8	14.5	15.5	13.8	11.3	9.5	6.6	12.0	147
32	1.2	4.7	8.1	8.3	7.9	11.7	11.0	13.4	19.8	11.0	9.2	6.3	3.5	9.5	116
33	0.7	7.1	10.3	10.6	13.3	10.8	13.1	13.2	14.2	14.0	12.2	8.9	7.7	11.2	136
Route	630	720	820	920	1020	1120	1220	1320	1420	1520	1620	1720	1820		
44	3.9	4.4	6.0	8.7	10.1	7.6	8.0	8.5	10.6	8.4	9.4	6.6	3.1	7.7	95
57	3.5	8.5	10.2	12.8	8.8	11.7	12.3	17.0	23.7	16.5	11.5	11.2	5.5	12.3	153
Route					1030	1130	1230	1330	1430	1530	1630				
30					5.4	8.6	9.0	7.1	7.3	8.1	7.2			7.8	53
Route					1050	1150	1250	1350	1450	1550					
46					4.0	5.1	5.4	5.5	4.8	4.3				5.0	29
Route	630	700	730	800	not shown for brevity					1700	1720	1800	1830		
45	3.4	3.8	5.4	11.5						9.7	6.5	4.6	3.7	14.3	287
Route	630	715	815	915		1115	1215		1415	1515	1615	1715			
411	1.1	1.0	2.4	3.3		3.0	3.7		3.2	1.8	1.9	3.5		2.9	25
Route			820			1120		1420		1620		1820			
433			0.9			0.8		0.9		0.5		0.0		1.3	3
Route	625	730			1000	1047	1200	1300	1400	1447	1630	1730			
511	6.4	5.0			4.4	1.4	6.6	5.4	4.5	3.5	8.8	7.6		6.0	54

**Saturday**

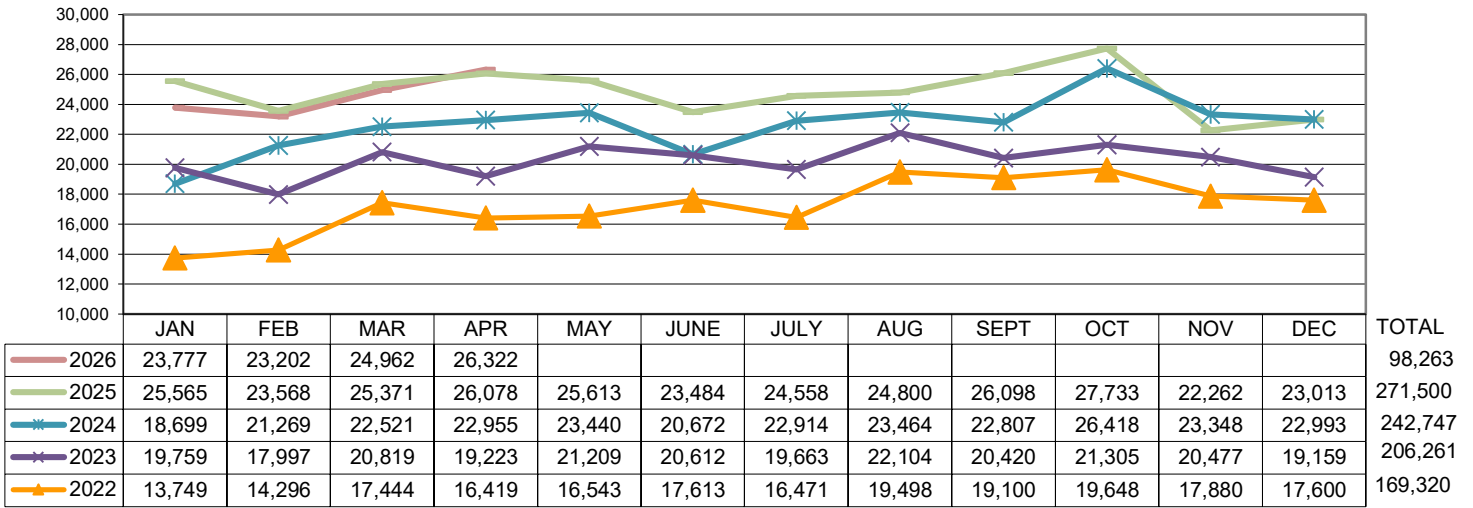
Route	800	900	1000	1100	1200	1300	1400	1500	1600	1700	Passengers per Revenue Service Hr	Avg daily boardings	
31	7.3	6.5	11.3	11.5	9.5	17.8	14.0	15.3	14.0	7.8	11.8	115	
32	3.0	6.8	6.8	9.8	12.5	12.8	9.5	11.0	9.0	4.8	8.8	86	
33	7.8	11.0	9.5	9.0	12.5	11.5	18.5	13.0	12.8	11.3	12.0	117	
Route	820	920	1020	1120	1220	1320	1420	1520	1620	1720			
57	4.8	6.3	5.8	7.8	6.5	6.0	7.8	11.5	14.0	8.5	8.1	79	
Route	800	830	900	not shown for brevity				1600	1630	1700	1730		
45	4.8	2.8	6.5					7.8	8.5	5.3	3.0	15.1	150

**System Productivity**

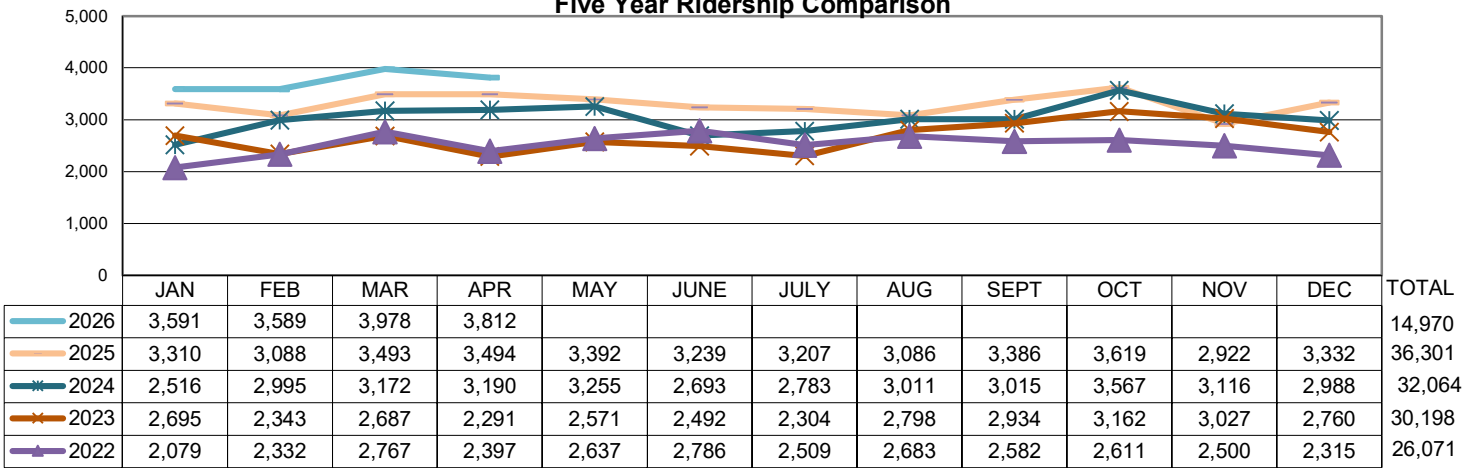
**9.7**



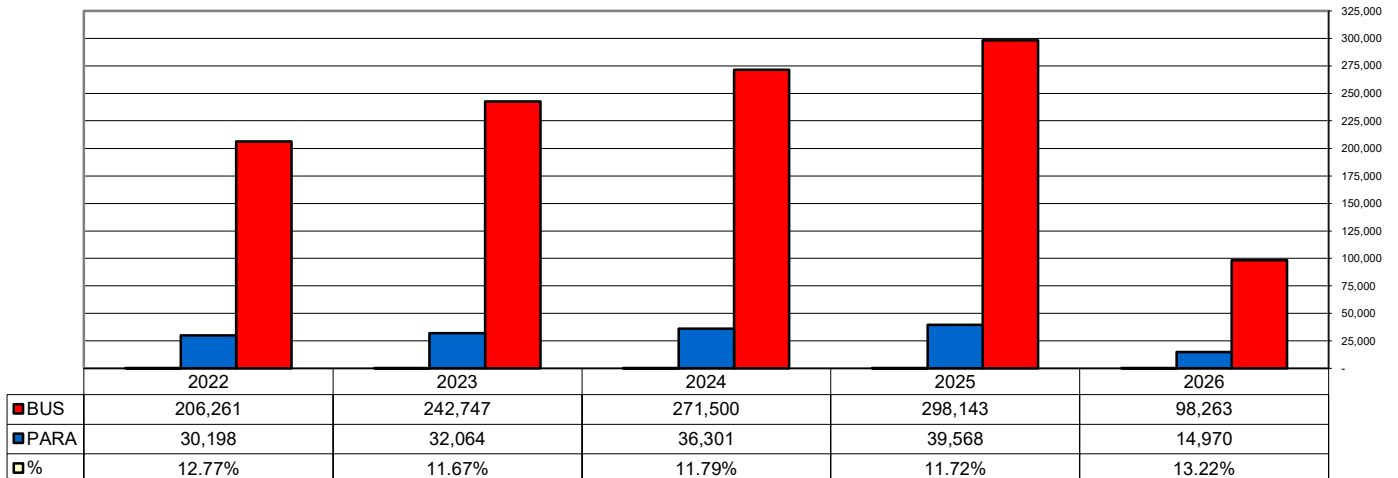
### RiverCities Transit Fixed Route Five Year Ridership Comparison



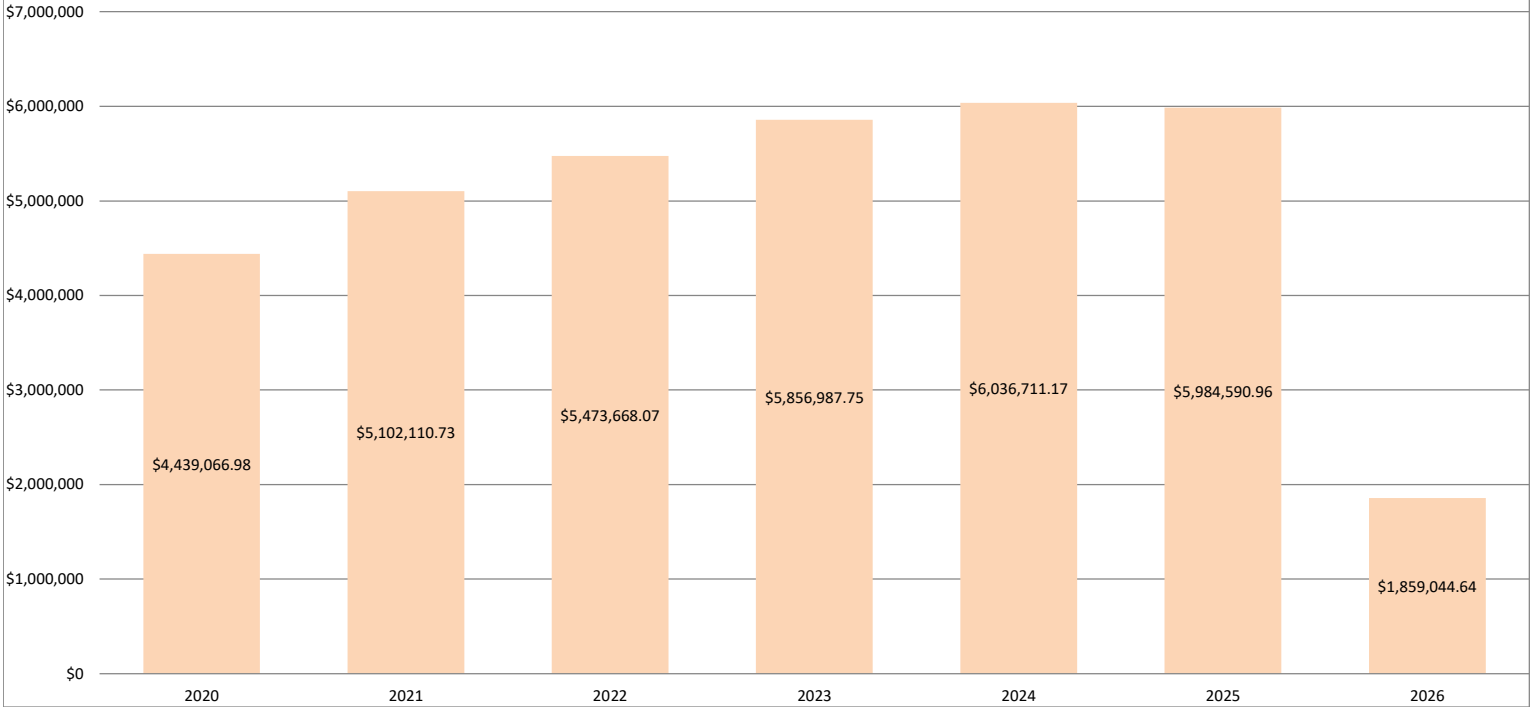
### RiverCities Transit Paratransit Five Year Ridership Comparison



### Comparison of Ridership Bus and Paratransit Ridership



### Cowlitz Public Transit Benefit Area Sales Tax Revenue



### Cowlitz PTBA Sales Tax Revenue 2026 vs 2025

