



Agenda

Cowlitz Transit Authority

*Lisa Alexander (Chair), Steven Ferrell (Co-Chair), Erik Halvorson,
Jackie Collins, Michael Claxton, Warren Doell (Nonvoting),
Kennan Harvey (Alternate), Chris Bryant (Alternate), Richard Dahl (Alternate)*

Wednesday, June 10, 2026

4:00 PM

Hybrid Meeting
Longview Council Chambers
1525 Broadway St, Longview

NOTICE IS HEREBY GIVEN, in accordance with RCW Chapter 42.30, the Cowlitz Transit Authority will conduct a **Regular Board Meeting** on **Wednesday, June 10, 2026, at 4:00 p.m.** in the Longview City Hall Council Chamber, 1525 Broadway St, Longview, WA. This meeting is also available by Zoom.

Agendas are made available the Friday before the meeting at www.mylongview.com under “Agendas & Minutes.”

Zoom meeting link: <https://us02web.zoom.us/j/89844443333>

Telephone options (dial any of the following numbers):

- 1 253 215 8782
- 1 408 638 0968
- 1 669 900 6833
- 1 346 248 7799
- 1 312 626 6799
- 1 646 876 9923
- 1 301 715 8592

Webinar ID: 898 4444 3333

Longview City Hall is accessible for persons with disabilities. Special equipment to assist the hearing impaired is also available. Please contact the Board Clerk’s Office at (360) 442-5664 at least forty-eight (48) hours in advance if you require special accommodations to attend the meeting.

Written comments may be submitted up to forty-eight (48) hours in advance via email at customerservice@rctransit.org.

Next meeting

Wednesday, July 08, 2026

4:00 p.m. – Regular Board Meeting

1. **CALL TO ORDER**
2. **FLAG SALUTE**
3. **ROLL CALL**
4. **PUBLIC COMMENTS**
5. **CONSIDERATION OF MINUTES: MAY 13, 2026**
26-00420 2026 05 13 CTA Board Minutes
6. **CONSENT CALENDAR**
26-00422 2026 April CTA Treasurer's Report
26-00423 Invoice #2026-07 - City of Longview \$510,043.37
7. **REPORTS**
26-00424 2026 Annual Fixed Route Ridership
26-00425 2026 May Daily Fixed Route Ridership
26-00426 2026 May Fixed Route Ridership by Hour
26-00427 2026 May Fixed Route Average Passengers per Trip
26-00428 2026 May LIFT Monthly Ridership
26-00429 Five Year Ridership Graph
26-00430 PTBA Sales Tax Data 2026 vs. 2025
8. **ESTABLISH A PUBLIC HEARING - 2026-2031 TRANSIT DEVELOPEMENT PLAN AND 2025 ANNUAL REPORT**
26-00498 **SUMMARY OF STATEMENT**
In compliance with RCW 35.58.2795, the Cowlitz Transit Authority is required to establish a public hearing to receive comments regarding the Six-Year Transit Development Plan. Staff requests the Board establish a hearing at the next regular meeting on July 8, 2026, to receive citizen input.
9. **REQUEST FOR BUDGET REVISION - RAINIER SERVICE**
26-00499 **SUMMARY OF STATEMENT**
RiverCities Transit was awarded \$48,522 in Federal Transit Administration (FTA) Section 5307 funding for July 2026 – June 2027 for the operation of Route 433, the commuter bus service to Rainier, Oregon. This grant requires a dollar-for-dollar local match of \$48,522, of which \$38,522 was budgeted from CTA sales tax revenue and \$10,000 from the City of Rainier.

On May 21, 2026, staff was informed that the Rainier City Council's Budget Committee had removed funding for the city's \$10,000 share of the local match from its proposed 2026–2027 budget due to low ridership on the route.

Staff requests a budget revision adding \$10,000 in local funding to replace Rainier's contribution and preserve the full federal grant. Staff will then work with FTA to revise the grant

scope of work and redirect the funding to support service improvements in Longview and/or Kelso.

10. **COWLITZ COUNTY FAIR FREE FAIR REQUEST**

26-00500 SUMMARY OF STATEMENT

Staff was contacted by Ashley Lachney, Business Development & Marketing Coordinator for the Cowlitz County Event Center. She requested, on behalf of the Cowlitz County Fair, free fare during the event for riders on Routes 32 and 46, both of which service two stops on 7th Avenue at the Event Center. The fair will be held Wednesday, July 22 through Saturday, July 25, 2026.

11. **MANAGER'S REPORT**

12. **MISCELLANEOUS**

13. **ADJOURNMENT**



Minutes

Agenda

Cowlitz Transit Authority

*Lisa Alexander (Chair), Steven Ferrell (Co-Chair), Erik Halvorson,
Jackie Collins, Michael Claxton, Warren Doell (Nonvoting),
Kennan Harvey (Alternate), Chris Bryant (Alternate), Richard Dahl (Alternate)*

Wednesday, May 13, 2026	4:00 PM	Hybrid Meeting Longview Council Chambers 1525 Broadway St, Longview
--------------------------------	----------------	--

NOTICE IS HEREBY GIVEN, in accordance with RCW Chapter 42.30, the Cowlitz Transit Authority will conduct a **Regular Board Meeting** on **Wednesday, May 13, 2026, at 4:00 p.m.** in the Longview City Hall Council Chamber, 1525 Broadway St, Longview, WA. This meeting is also available by Zoom.

Agendas are made available the Friday before the meeting at www.mylongview.com under “Agendas & Minutes.”

Zoom meeting link: <https://us02web.zoom.us/j/89844443333>

Telephone options (dial any of the following numbers):

- 1 253 215 8782
- 1 408 638 0968
- 1 669 900 6833
- 1 346 248 7799
- 1 312 626 6799
- 1 646 876 9923
- 1 301 715 8592

Webinar ID: 898 4444 3333

Longview City Hall is accessible for persons with disabilities. Special equipment to assist the hearing impaired is also available. Please contact the Board Clerk’s Office at (360) 442-5664 at least forty-eight (48) hours in advance if you require special accommodations to attend the meeting.

Written comments may be submitted up to forty-eight (48) hours in advance via email at customerservice@rctransit.org.

Next meeting

Wednesday, June 10, 2026

4:00 p.m. – Regular Board Meeting

1. CALL TO ORDER

Chair Alexander called the meeting to order at 4:00 pm.

2. FLAG SALUTE

The flag salute was recited.

3. ROLL CALL

Present: Chair Lisa Alexander; ATU Representative Warren Doell; Member Michael Claxton; Member Jackie Collins;

Absent: Vice-Chair Steven Ferrell; Member Erik Halvorson; Member Keenan Harvey (Alternate); Member Richard Dahl (Alternate); Chris Bryant (Alternate)

Staff Present: Chris Collins, Public Works Director; Steve Hansen, Asst. Public Works Director; Jim Seeks, Transit Manager; Doreen Daggett, Transit Supervisor; Tara Hargrave, Clerk of the Board

Others Present: Betsy DeSpain, Paratransit Regional Manager; Teri Bird, Paratransit Manager; Megan Wirtz, CWCOG

4. PUBLIC COMMENTS

None.

5. INTRODUCTION OF WARREN DOELL TO THE CTA BOARD

Transit Manager Seeks introduced the new ATU Representative Member, Warren Doell.

6. CONSIDERATION OF MINUTES: APRIL 8, 2026

A motion was made by Member Claxton, seconded by Member Collins to approve the April 8, 2026 Cowlitz Transit Authority Regular Board Meeting Minutes. The motion carried unanimously.

26-00331 2026 04 08 CTA Board Minutes

7. CONSENT CALENDAR

A motion was made by Member Collins, seconded by Member Claxton to approve the Consent Calendar in its entirety as presented. The motion carried unanimously.

26-00332 2026 March CTA Treasurer's Report

26-00334 Invoice #2026-06 - City of Longview \$510,043.37

26-00404 Invoice #558 - CWCOG - LKRATS (Jan - Mar 26) \$4,072.56

8. REPORTS

Transit Manager Seeks noted that there is no fund balance report this month due to difficulties with the new financial system and noted that ridership is trending in the positive, with Route 433 to Rainier almost doubling since the addition of the new stop location.

26-00335 2026 Annual Fixed Route Ridership

26-00336 2026 April Daily Fixed Route Ridership

26-00337 2026 April Fixed Route Ridership by Hour

26-00338 2026 April Fixed Route Average Passengers per Trip

26-00339 2026 April LIFT Monthly Ridership

26-00340 Five Year Ridership Graph

26-00341 PTBA Sales Tax Data 2026 vs. 2025

9. MANAGER'S REPORT

Transit Manager Seeks acknowledged a recent retiree, Fran Nicholson; reported on Washington State Transportation Commission requesting a bus and operator for their June tour of all three ports along with a RiverCities Transit presentation; and possible transportation needs by the Port of Longview and Amazon.

Mobility Supervisor Daggett reported on free fare days, travel training, STEPS field trip, Cowlitz County Health and Human Services presentation, and the Together We Can event.

Paratransit Manager Teri Bird reported that year-to-date ridership numbers continue to increase over last year; the new Paratransit Supervisor, Cameron Charlton; kudos from a rider on Columbia Heights; and the need to hire more drivers and a part-time dispatcher.

10. MISCELLANEOUS

None.

11. ADJOURNMENT

Chair Alexander adjourned the meeting at 4:13 pm.

Lisa Alexander, Chair

Tara Hargrave, Clerk of the Board

69701 TRANSIT AUTHORITY

930100 TRANSIT AUTHORITY

Account Information	BARS Information	Beg Balance	Debits	Credits	Change	End Balance
1111000 CASH		656,440.89	468,763.16	- 533,044.78	- 64,281.62	592,159.27
1180000 INVESTMENTS		6,590,491.06	22,756.41	0.00	22,756.41	6,613,247.47
2131020 ACCOUNTS PAYABLE - AP MODULE		0.00	510,288.37	- 510,288.37	0.00	0.00
2880000 UNRESERVED FUND BALANCE		- 7,325,987.64	0.00	0.00	0.00	- 7,325,987.64
3132100 PUBLIC TRANSPORTATION SYSTEM	8900000 DISTRICT ACTIVITIES	- 1,413,660.35	0.00	- 445,384.29	- 445,384.29	- 1,859,044.64
3611000 INVESTMENT EARNINGS	8900000 DISTRICT ACTIVITIES	- 43,836.94	0.00	- 22,756.41	- 22,756.41	- 66,593.35
3614000 OTHER INTEREST	8900000 DISTRICT ACTIVITIES	- 2,119.77	0.00	- 622.46	- 622.46	- 2,742.23
5492000 OTHER	8900000 DISTRICT ACTIVITIES	1,538,672.75	510,288.37	0.00	510,288.37	2,048,961.12
Total		0.00	1,512,096.31	- 1,512,096.31	0.00	0.00

INVOICE

Date: 06/10/2026
Invoice # 2026-07

City of Longview Transit
PO Box 128
Longview, WA 98632
360-442-5664

BILL TO Cowlitz Transit Authority
207 North 4th Avenue
Kelso WA 98626

Comments

DESCRIPTION	AMOUNT
Public Transit Services for July, 2026	\$510,043.37
AMOUNT DUE	
\$510,043.37	

REMITTANCE	
Statement #	2026-07
Date	06/10/2026
Amount Due	\$510,043.37
Amount Enclosed	

Please make check payable to City of Longview - Transit

RIVERCITIES TRANSIT
RIDERSHIP BY THE YEAR

YEAR	ROUTE	JAN	FEB	MAR	APR	MAY	JUNE	JULY	AUG	SEPT	OCT	NOV	DEC	TOTAL
2026	30	1,103	1,043	1,170	1,159	1,165								5,640
	31	3,314	3,224	3,298	3,687	3,393								16,916
	32	2,721	2,580	2,853	2,893	2,655								13,702
	33	3,141	2,995	3,181	3,464	3,246								16,027
	44	1,893	1,818	1,980	2,095	1,929								9,715
	45	6,377	6,268	6,841	6,905	5,972								32,363
	46	468	444	575	640	446								2,573
	57	3,277	3,313	3,530	3,685	3,343								17,148
	411	463	394	453	548	453								2,311
	433	41	44	38	68	38								229
	511	979	1,079	1,043	1,178	1,356								5,635
TOTAL		23,777	23,202	24,962	26,322	23,996	0	0	0	0	0	0	0	122,259

YEAR	ROUTE	JAN	FEB	MAR	APR	MAY	JUNE	JULY	AUG	SEPT	OCT	NOV	DEC	TOTAL
2025	30	1,413	1,248	1,279	1,356	1,345	1,178	1,429	1,336	1,313	1,413	1,092	1,100	15,502
	31	3,924	3,615	3,872	3,898	3,972	3,665	3,608	3,583	1,254	3,479	3,215	3,408	41,493
	32	2,950	2,785	2,713	3,074	2,803	2,483	2,832	2,746	3,240	3,348	2,827	2,632	34,433
	33	3,182	2,922	3,490	3,382	3,489	3,328	3,066	3,244	3,494	3,930	3,249	3,088	39,864
	44	1,991	1,813	2,037	2,147	2,119	2,191	2,337	2,073	1,952	2,132	1,471	1,727	23,990
	45	7,443	6,975	7,224	7,317	7,343	6,728	6,720	7,056	6,849	7,154	6,014	6,476	83,299
	46	735	677	701	780	762	651	679	747	603	723	378	452	7,888
	57	3,482	3,049	3,423	3,479	3,355	2,838	2,233	2,289	3,236	3,798	2,804	2,790	36,776
	411	446	484	632	645	425	422	524	447	427	426	270	379	5,527
	433							45	44	57	54	24	20	244
	511							1,085	1,235	1,254	1,270	918	941	6,703
TOTAL		25,566	23,568	25,371	26,078	25,613	23,484	24,558	24,800	23,679	27,727	22,262	23,013	295,719

YEAR	ROUTE	JAN	FEB	MAR	APR	MAY	JUNE	JULY	AUG	SEPT	OCT	NOV	DEC	TOTAL	
2024	30	1,099	1,192	1,351	1,534	1,457	1,186	1,403	1,431	1,358	1,505	1,062	1,196	15,774	
	31	3,263	3,617	3,983	3,590	3,929	3,458	3,830	4,017	3,706	4,082	3,347	3,600	44,422	
	32	2,435	2,613	2,689	2,927	2,819	2,590	3,014	2,749	2,550	2,984	2,683	2,382	32,435	
	33	2,166	2,609	2,785	2,789	2,862	2,677	2,776	2,917	2,849	3,235	2,885	2,810	33,360	
	44	1,262	1,421	1,588	1,754	1,879	1,585	1,758	1,924	1,778	2,254	1,919	1,804	20,926	
	45	5,221	5,988	6,293	6,254	6,440	5,909	6,545	6,646	6,573	7,409	7,060	6,986	77,324	
	46	511	531	570	673	616	555	742	608	707	884	712	773	7,882	
	57	2,332	2,859	2,779	2,758	2,850	2,234	2,304	2,648	2,828	3,454	3,194	3,059	33,299	
	411	410	439	483	676	588	478	542	524	458	611	486	393	6,088	
	TOTAL		18,699	21,269	22,521	22,955	23,440	20,672	22,914	23,464	22,807	26,418	23,348	23,003	271,510

YEAR	ROUTE	JAN	FEB	MAR	APR	MAY	JUNE	JULY	AUG	SEPT	OCT	NOV	DEC	TOTAL	
2023	30	1,197	1,140	1,318	1,111	1,374	1,408	1,332	1,408	1,228	1,304	1,168	1,163	15,151	
	31	3,422	3,131	3,732	3,313	3,633	3,660	3,527	4,026	3,606	3,501	3,579	3,652	42,782	
	32	2,632	2,302	2,525	2,350	2,472	2,484	2,704	2,828	2,538	2,533	2,608	2,539	30,515	
	33	2,595	2,495	2,784	2,414	2,663	2,314	2,402	2,477	2,737	2,784	2,350	2,052	30,067	
	44	1,482	1,332	1,652	1,287	1,702	1,607	1,418	1,612	1,483	1,679	1,449	1,392	18,095	
	45	5,332	4,822	5,762	5,829	6,196	5,822	5,267	6,364	5,494	5,842	5,598	5,300	67,628	
	46	299	240	337	356	463	528	458	566	560	533	560	552	5,452	
	57	2,543	2,190	2,471	2,252	2,343	2,387	2,167	2,398	2,389	2,692	2,763	2,126	28,721	
	411	171	225	166	279	363	402	388	425	385	437	402	383	4,026	
	NCC	86	120	72	32										310
	TOTAL		19,759	17,997	20,819	19,223	21,209	20,612	19,663	22,104	20,420	21,305	20,477	19,159	242,747

YEAR	ROUTE	JAN	FEB	MAR	APR	MAY	JUNE	JULY	AUG	SEPT	OCT	NOV	DEC	TOTAL	
2022	30	754	766	954	894	979	1,089	979	1,209	1,194	1,159	1,004	1,024	12,005	
	31	2,258	2,303	3,065	2,931	2,888	3,142	3,056	3,460	3,204	3,102	3,269	3,328	36,006	
	32	1,861	1,873	2,302	2,128	2,155	2,285	2,528	2,849	2,858	2,943	2,582	2,267	28,631	
	33	1,991	1,986	2,292	2,311	2,111	2,134	1,988	2,336	2,382	2,443	2,344	2,279	26,597	
	44	986	1,022	1,350	1,110	1,242	1,511	1,161	1,530	1,458	1,453	1,221	1,282	15,326	
	45	3,984	4,401	5,169	4,927	4,937	5,142	4,530	5,419	5,359	5,440	4,966	4,948	59,222	
	46	399	353	452	357	402	396	332	471	414	371	301	293	4,541	
	57	1,516	1,592	1,860	1,761	1,768	1,834	1,825	2,054	2,066	2,485	2,024	2,026	22,811	
	411					61	80	72	82	61	92	78	75	601	
	NCC									88	104	160	91	78	521
	TOTAL		13,749	14,296	17,444	16,419	16,543	17,613	16,471	19,498	19,100	19,648	17,880	17,600	206,261

RIVERCITIES TRANSIT DAILY RIDERSHIP REPORT

May-26

DATE	ROUTE 30	ROUTE 31	ROUTE 32	ROUTE 33	ROUTE 44	ROUTE 45 A	ROUTE 45 B	ROUTE 46	ROUTE 57	ROUTE 411	ROUTE 433	ROUTE 511	TOTAL
1	98	231	167	162	94	231	148	23	171	36	2	56	1419
2 S		152	102	143		173			78				648
3													
4	66	162	103	144	116	195	123	15	163	31	6	59	1183
5	58	133	124	145	108	152	110	19	167	15	3	74	1108
6	62	168	124	151	133	155	103	15	109	27	1	66	1114
7	61	143	114	127	159	181	115	24	146	20	0	74	1164
8	98	140	133	172	101	181	90	25	146	17	0	69	1172
9 S		98	63	102		105			79				447
10													
11	56	117	112	161	85	179	110	20	168	22	0	85	1115
12	71	137	105	135	99	120	103	22	145	21	3	72	1033
13	44	100	96	85	89	145	69	19	129	14	3	64	857
14	52	117	111	110	105	137	117	16	163	21	4	67	1020
15	46	119	96	103	81	117	93	15	127	14	2	45	858
16 S		103	74	118		133			95				523
17													
18	62	145	111	142	61	183	98	19	156	31	4	79	1091
19	44	138	105	107	92	150	100	31	149	15	1	61	993
20	62	151	97	150	72	154	102	34	134	33	0	66	1055
21	58	105	128	162	129	165	112	16	159	22	1	63	1120
22	42	137	120	128	63	177	101	25	147	22	2	76	1040
23 S		86	82	112		85			65				430
24													
25 H													
26	47	165	139	135	101	166	94	51	194	25	1	74	1192
27	37	137	106	107	85	148	112	9	125	25	2	75	968
28	63	140	91	106	87	149	131	21	157	22	0	70	1037
29	38	162	86	132	69	165	82	27	117	20	3	61	962
30 S		107	66	107		113			54				447
31													
TOTAL (25)	1165	3393	2655	3246	1929	3859	2113	446	3343	453	38	1356	23996
WEEKDAY TOTAL (20)	1165	2847	2268	2664	1929	3250	2113	446	2972	453	38	1356	20107
SATURDAY/REDUCED DAY TOTAL (5)		546	387	582		609			371				2495
DAILY AVERAGE	58	136	106	130	96	154	106	22	134	23	2	68	960
WEEKDAY AVERAGE	58	142	113	133	96	163	106	22	149	23	2	68	1075
SATURDAY/REDUCED DAY AVERAGE		109	77	116		122			74				499

Ridership by Hour
5/1/2026 - 5/31/2026

Weekday - Passengers by Hour

Route	630	700	800	900	1000	1100	1200	1300	1400	1500	1600	1700	1800	TOTAL
31	27	181	244	262	292	221	220	236	281	264	228	216	175	2,847
32	28	129	147	160	159	251	160	274	411	210	168	105	66	2,268
33	13	123	221	206	247	237	231	296	276	281	240	172	121	2,664
Route	630	720	820	920	1020	1120	1220	1320	1420	1520	1620	1720	1820	
44	99	79	138	177	169	161	183	213	176	166	164	130	74	1,929
57	74	219	182	253	177	231	202	314	562	295	194	187	82	2,972
Route					1030	1130	1230	1330	1430	1530	1630			
30					111	157	147	218	185	163	184			1,165
Route					1050	1150	1250	1350	1450	1550				
46					60	86	91	68	76	65				446
Route	630	700	730	800	not shown for brevity					1700	1720	1800	1830	
45	63	63	99	188						159	105	110	66	5,363
Route	630	700	800	900		1100	1200		1400	1500	1600	1700		
411	32	17	51	54		55	61		46	42	27	68		453
Route			815			1115		1415		1615				
433			8			18		8		4				38
Route	630	740			900	1000	1200	1300	1400	1500	1630	1730		
511	115	103			109	80	190	156	94	144	195	170		1,356

Saturday - Passengers by Hour

Route	800	900	1000	1100	1200	1300	1400	1500	1600	1700	TOTAL			
31	47	40	65	64	57	51	62	57	50	53	546			
32	19	38	41	48	55	48	40	38	31	29	387			
33	36	57	48	54	62	89	80	58	57	41	582			
Route	820	920	1020	1120	1220	1320	1420	1520	1620	1720				
57	16	32	24	32	44	45	58	52	50	18	371			
Route	800	830	900	930	not shown for brevity					1600	1630	1700	1730	
45	11	20	32	17						54	16	24	22	609

Total Fixed Route

23,996

Average Passengers per Trip
5/1/2026 - 5/31/2026

Weekday

Route	630	700	800	900	1000	1100	1200	1300	1400	1500	1600	1700	1800	Passengers per Revenue Service Hr	Avg daily boardings
31	1.4	9.1	12.2	13.1	14.6	11.1	11.0	11.8	14.1	13.2	11.4	10.8	8.8	11.7	142
32	1.4	6.5	7.4	8.0	8.0	12.6	8.0	13.7	20.6	10.5	8.4	5.3	3.3	9.2	113
33	0.7	6.2	11.1	10.3	12.4	11.9	11.6	14.8	13.8	14.1	12.0	8.6	6.1	10.9	133
Route	630	720	820	920	1020	1120	1220	1320	1420	1520	1620	1720	1820		
44	5.0	4.0	6.9	8.9	8.5	8.1	9.2	10.7	8.8	8.3	8.2	6.5	3.7	7.8	96
57	3.7	11.0	9.1	12.7	8.9	11.6	10.1	15.7	28.1	14.8	9.7	9.4	4.1	11.9	149
Route					1030	1130	1230	1330	1430	1530	1630				
30					5.6	7.9	7.4	10.9	9.3	8.2	9.2			8.6	58
Route					1050	1150	1250	1350	1450	1550					
46					3.0	4.3	4.6	3.4	3.8	3.3				3.8	22
Route	630	700	730	800	not shown for brevity					1700	1720	1800	1830		
45	3.2	3.2	5.0	9.4						8.0	5.3	5.5	3.3	13.4	268
Route	630	700	800	900		1100	1200		1400	1500	1600	1700			
411	1.6	0.9	2.6	2.7		2.8	3.1		2.3	2.1	1.4	3.4		2.7	23
Route			815			1115		1415		1615					
433			0.4			0.9		0.4		0.2				0.9	2
Route	630	740			900	1000	1200	1300	1400	1500	1630	1730			
511	5.8	5.2			5.5	4.0	9.5	7.8	4.7	7.2	9.8	8.5		6.7	68

Saturday

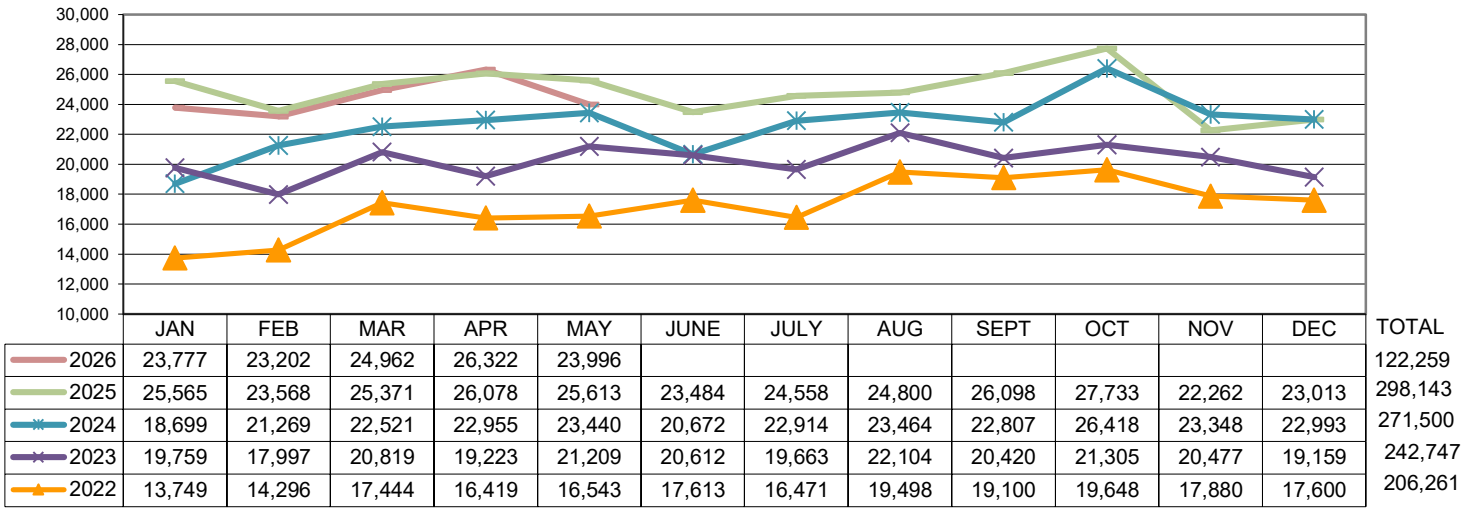
Route	800	900	1000	1100	1200	1300	1400	1500	1600	1700	Passengers per Revenue Service Hr	Avg daily boardings	
31	9.4	8.0	13.0	12.8	11.4	10.2	12.4	11.4	10.0	10.6	11.2	109	
32	3.8	7.6	8.2	9.6	11.0	9.6	8.0	7.6	6.2	5.8	7.9	77	
33	7.2	11.4	9.6	10.8	12.4	17.8	16.0	11.6	11.4	8.2	11.9	116	
Route	820	920	1020	1120	1220	1320	1420	1520	1620	1720			
57	3.2	6.4	4.8	6.4	8.8	9.0	11.6	10.4	10.0	3.6	7.6	74	
Route	800	830	900	not shown for brevity				1600	1630	1700	1730		
45	2.2	4.0	6.4					10.8	3.2	4.8	4.4	12.3	122

System Productivity

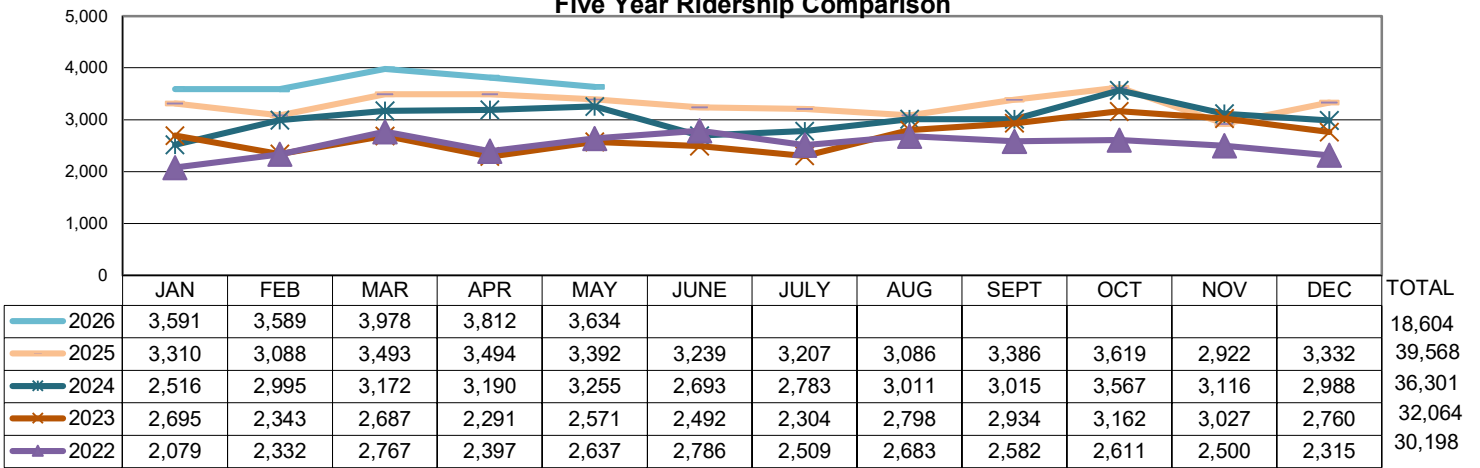
9.4

Date	Total Psgrs	Demand Response Client Trips	Number of Attends	Number of Guests	Delivered AMB Psgrs	Delivered W/C Psgrs	% Delivered	Psgrs Rev Hour	CXLS	No Shows
5/1/2026	122	101	21	0	81	20	19.80%	2.36	14	0
5/2/2026	92	66	26	0	51	15	22.73%	2.68	5	1
5/4/2026	140	110	30	0	75	35	31.82%	2.61	8	3
5/5/2026	187	149	34	4	121	28	18.79%	3.25	20	0
5/6/2026	140	118	18	4	98	20	16.95%	2.34	10	3
5/7/2026	163	131	32	0	104	27	20.61%	2.84	17	5
5/8/2026	127	105	22	0	81	24	22.86%	2.45	5	3
5/9/2026	76	60	16	0	45	15	25.00%	2.34	8	2
5/11/2026	125	103	22	0	79	24	23.30%	2.76	11	1
5/12/2026	197	152	41	4	123	29	19.08%	3.26	18	5
5/13/2026	182	141	41	0	112	29	20.57%	3.07	22	5
5/14/2026	162	124	34	4	92	32	25.81%	2.66	10	7
5/15/2026	154	119	33	2	96	23	19.33%	2.60	17	8
5/16/2026	108	86	22	0	63	23	26.74%	2.90	10	8
5/18/2026	113	93	20	0	67	26	27.96%	2.37	18	6
5/19/2026	226	171	51	4	136	35	20.47%	3.66	9	8
5/20/2026	154	132	22	0	97	35	26.52%	2.62	13	7
5/21/2026	179	146	33	0	106	40	27.40%	3.09	14	3
5/22/2026	148	119	29	0	89	30	25.21%	2.82	1	2
5/23/2026	95	71	24	0	43	28	39.44%	2.75	6	1
5/26/2026	167	138	29	0	107	31	22.46%	3.07	5	6
5/27/2026	162	138	22	2	98	40	28.99%	2.54	6	0
5/28/2026	188	157	29	2	115	42	26.75%	2.97	4	1
5/29/2026	129	119	10	0	88	31	26.05%	2.21	15	2
5/30/2026	98	72	26	0	51	21	29.17%	3.19	4	2
	3634	2921	687	26	2218	703	24.07%	2.78	270	89

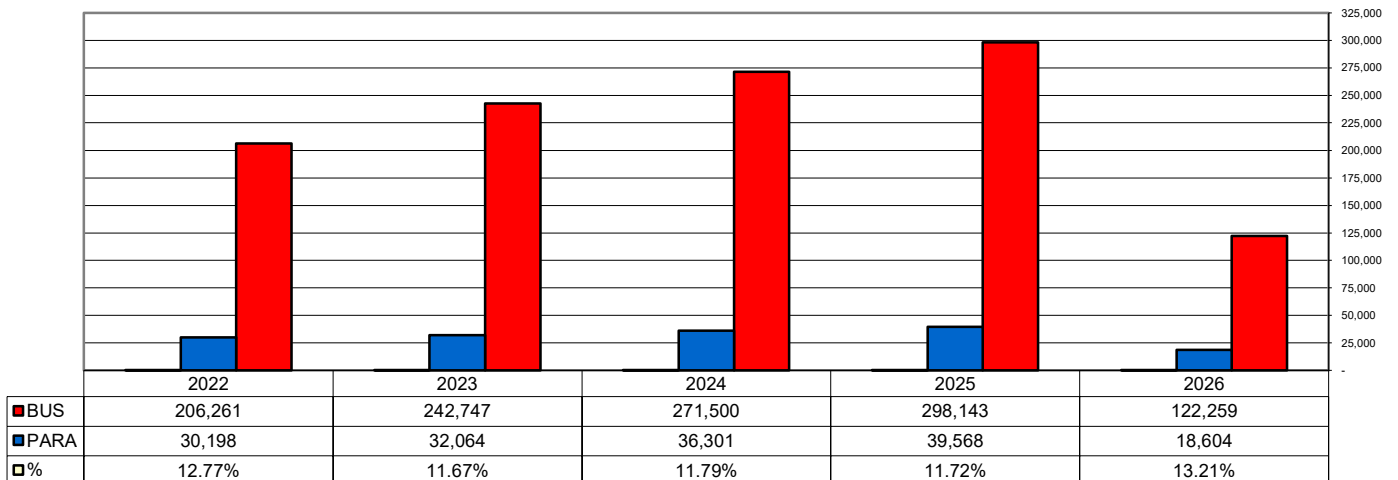
RiverCities Transit Fixed Route Five Year Ridership Comparison



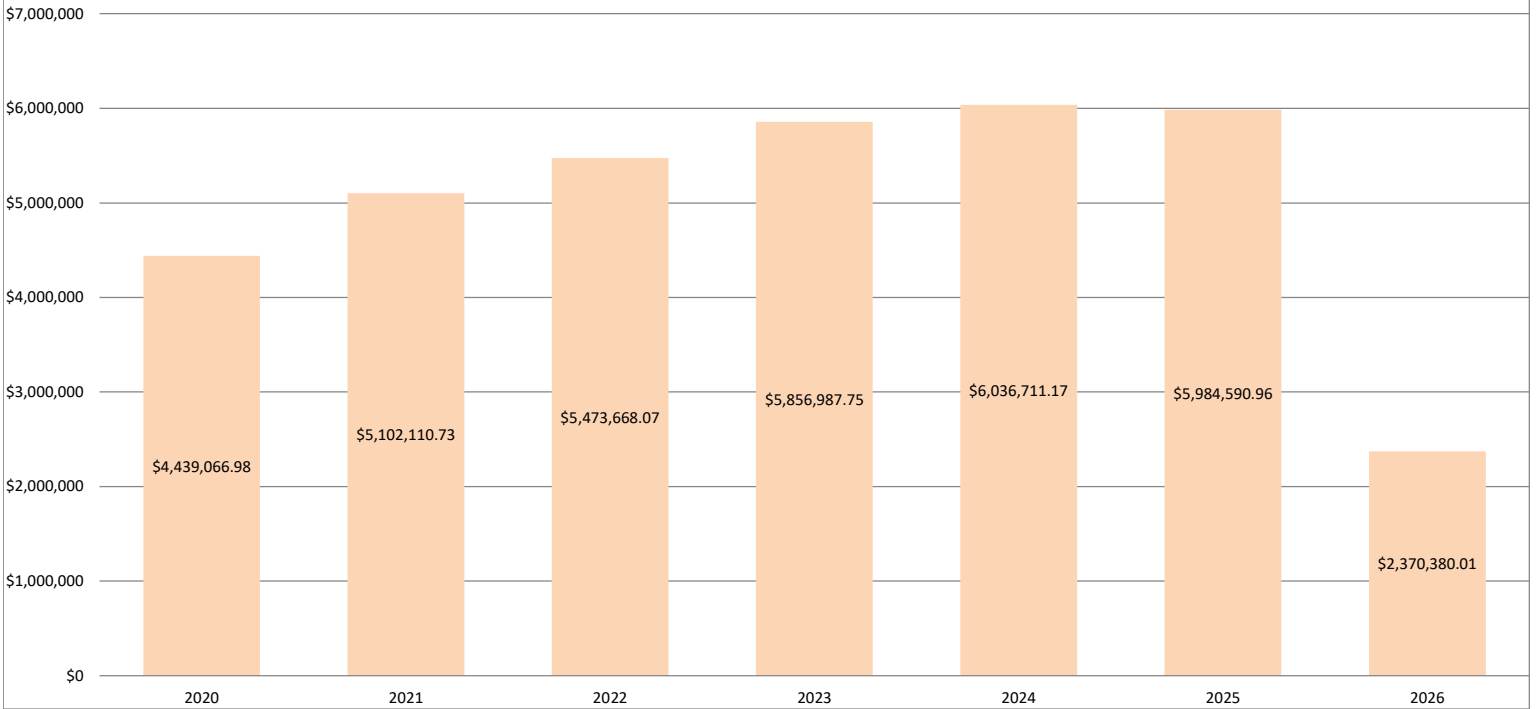
RiverCities Transit Paratransit Five Year Ridership Comparison



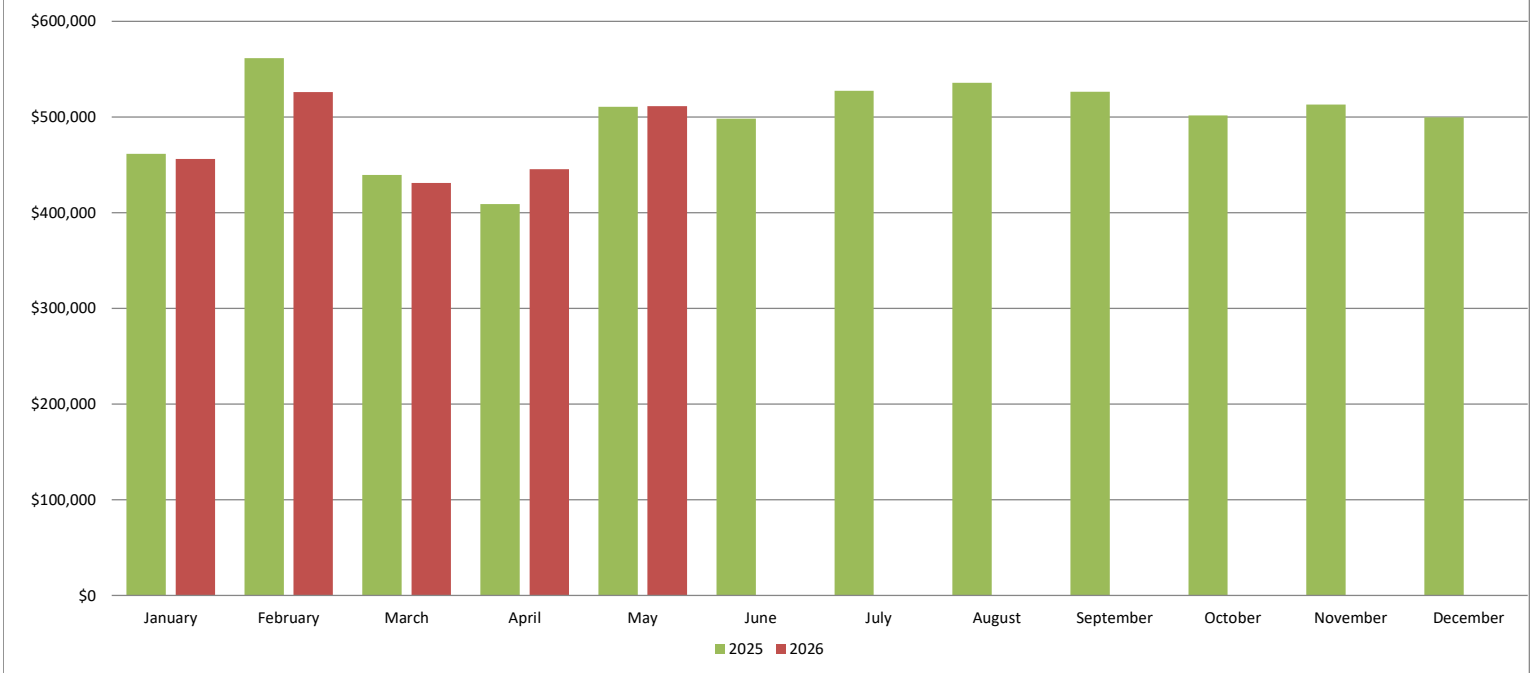
Comparison of Ridership Bus and Paratransit Ridership



Cowlitz Public Transit Benefit Area Sales Tax Revenue



Cowlitz PTBA Sales Tax Revenue 2026 vs 2025





Cowlitz Transit Authority Agenda Summary

ESTABLISH PUBLIC HEARING – 2026-2031 Transit Development Plan and 2025 Annual Report

SUMMARY STATEMENT:

In compliance with RCW 35.58.2795, the Cowlitz Transit Authority is required to establish a public hearing to receive comments regarding the Six-Year Transit Development Plan.

Staff requests the Board establish a hearing at the next regular meeting on July 8, 2026, to receive citizen input. A draft copy of the 2026-2031 Transit Development Plan and 2025 Annual Report will be sent to Board Members and posted to our website by June 19, 2026.

RECOMMENDED ACTION:

Motion to establish a public hearing for the July 8, 2026, CTA Board meeting to receive citizen input on the 2026-2031 Transit Development Plan and 2025 Annual Report.



Cowlitz Transit Authority Agenda Summary

REQUEST FOR BUDGET REVISION – Rainier Service

SUMMARY STATEMENT:

RiverCities Transit was awarded \$48,522 in Federal Transit Administration (FTA) Section 5307 funding for July 2026 – June 2027 for the operation of Route 433, the commuter bus service to Rainier, Oregon. This grant requires a dollar-for-dollar local match of \$48,522, of which \$38,522 was budgeted from CTA sales tax revenue and \$10,000 from the City of Rainier.

On May 21, 2026, staff was informed that the Rainier City Council’s Budget Committee had removed funding for the city’s \$10,000 share of the local match from its proposed 2026–2027 budget due to low ridership on the route.

Staff requests a budget revision adding \$10,000 in local funding to replace Rainier’s contribution and preserve the full federal grant. Staff will then work with FTA to revise the grant scope of work and redirect the funding to support service improvements in Longview and/or Kelso. Potential improvements could include starting a route earlier, later evening service, or other service enhancements. Any proposed service changes will be brought before the CTA Board for approval.

Service on Route 433 would continue until approximately October 5, 2026, the next scheduled service change for transit operators, or until FTA approves a revised scope of work, whichever occurs later.

RECOMMENDED ACTION:

Motion to revise the 2026 CTA Budget and add \$10,000 in local funding to match FTA Grant WA-2026-014-00 and direct staff to work with FTA to revise the scope of work to support transit service within the PTBA.



Cowlitz Transit Authority Agenda Summary

COWLITZ COUNTY FAIR FREE FARE REQUEST

SUMMARY STATEMENT:

Staff was contacted by Ashley Lachney, Business Development & Marketing Coordinator for the Cowlitz County Event Center. She requested, on behalf of the Cowlitz County Fair, free fare during the event for riders on Routes 32 and 46, both of which service two stops on 7th Avenue at the Event Center. The fair will be held Wednesday, July 22 through Saturday, July 25, 2026.

In turn, RCT would be named the transportation sponsor for the fair, including the RiverCities Transit logo on the website, on a social media shoutout with information on how to catch a ride, and on fair t-shirts that staff and superintendents wear, as well as on the Daily Fair flyer that is handed out to fairgoers.

The request does not involve closed door service, additional trips, or later than regularly scheduled service, so does not violate federal charter regulations.

After the CTA Board authorized a similar request last year, the two routes transported 589 riders during the four days of the fair, an increase of 7.4% over average for similar days of July 2025. Staff estimates total lost fare revenue of \$60.00 for the four days.

Last year, a few transit operators reported receiving complaints from fairgoers who were required to pay a fare to ride a bus in order to transfer to Route 32 or 46. The customers asked why all service wasn't free. So alternatively, the Board could choose to make all service free during the fair. Otherwise, the current fare is \$1, and a customer may request a free transfer when boarding for their return trip home.

RECOMMENDED ACTION:

Motion to authorize RiverCities Transit to operate Routes 32 and 46 fare free during the Cowlitz County Fair, July 22 – 25, 2026, in return for sponsorship benefits.